

BEACON CITY SCHOOL DISTRICT
BEACON, NEW YORK

AUDITED FINANCIAL STATEMENTS
FOR THE YEAR ENDED
JUNE 30, 2023
INCLUDING REPORTS ON FEDERAL AWARDS
AND EXTRACLASSROOM ACTIVITY FUNDS

BEACON CITY SCHOOL DISTRICT
BEACON, NEW YORK
JUNE 30, 2023
TABLE OF CONTENTS

		<u>PAGE</u>
	Independent Auditor's Report	1 - 3
	Management Discussion and Analysis	4 – 14
<u>SCHEDULE</u>		
<u>NUMBER</u>	Basic Financial Statements	
1	Statement of Net Position	15
2	Statement of Activities	16
3	Balance Sheet - Governmental Funds	17
4	Reconciliation of Governmental Funds Balance Sheet to the Statement of Net Position	18
5	Statement of Revenues, Expenditures and Changes in Fund Balances - Governmental Funds	19
6	Reconciliation of Governmental Funds Statement of Revenues, Expenditures and Changes in Fund Balances to the Statement of Activities	20
7	Statement of Fiduciary Net Position – Fiduciary Funds	21
8	Statement of Changes in Fiduciary Net Position – Fiduciary Funds	22
	Notes to Financial Statements	23 - 70
	Required Supplementary Information	
SS-1	Schedule of Changes in the District's Total OPEB Liability and Related Ratios	71
SS-2	Schedule of Revenues, Expenditures and Changes in Fund Balance - Budget and Actual – General Fund	72 – 73
SS-3	Schedule of the District's Proportionate Share of the Net Pension Liability	74
SS-4	Schedule of District Contributions	75
	Supplementary Information	
SS-5	Schedule of Change from Adopted Budget to Final Budget and the Real Property Tax Limit - General Fund	76
SS-6	Schedule of Capital Projects Fund - Project Expenditures and Financing Resources	77
SS-7	Net Investment in Capital Assets	78
	Federal Award Program Information	
	Independent Auditor's Report on Internal Control over Financial Reporting and on Compliance and Other Matters Based on an Audit of the Financial Statements Performed in Accordance with Government Auditing Standards	79 - 80
	Independent Auditor's Report on Compliance for Each Major Program and on Internal Control Over Compliance Required by the Uniform Guidance	81 - 83
	Schedule of Expenditures of Federal Awards	84
	Notes to the Schedule of Expenditures of Federal Awards	85
	Schedule of Findings and Questioned Costs	86
	Extraclassroom Activity Fund	
	Independent Auditor's Report	87 – 88
	Statement of Assets, Liabilities and Fund Balance - Cash Basis	89
	Summary of Receipts and Disbursements - Cash Basis	90
	Notes to Financial Statements	91



Nugent & Haeussler, P.C.

CERTIFIED PUBLIC ACCOUNTANTS

ESTABLISHED 1925

101 Bracken Road
Montgomery, New York 12549
Tel (845) 457-1100
Fax (845) 457-1160
e-mail: nh@nhcpas.com

INDEPENDENT AUDITOR'S REPORT

To the President and Members
of the Board of Education of
Beacon City School District
Beacon, New York

Peter J. Bullis, CPA, FACFEI, DABFA
Christopher E. Melley, CPA
Gary C. Theodore, CPA
Julia R. Fraino, CPA
William T. Trainor, CPA
Mark M. Levy, CPA, CFP
Thomas R. Busse, Jr., CPA
Brent T. Napoleon, CPA
Jennifer L. Capicchioni, CPA
Patrick M. Bullis, CPA
Justin B. Wood, CPA
Richard P. Capicchioni, CPA

Opinions

Norman M. Sassi, CPA
Walter J. Jung, CPA

We have audited the accompanying financial statements of the governmental activities, each major fund and the fiduciary fund of the Beacon City School District, as of and for the year ended June 30, 2023, and the related notes to the financial statements, which collectively comprise Beacon City School District's basic financial statements as listed in the table of contents.

In our opinion, the financial statements referred to above present fairly, in all material respects, the respective financial position of the governmental activities, each major fund and the fiduciary fund of the Beacon City School District, as of June 30, 2023, and the respective changes in financial position for the year then ended in accordance with accounting principles generally accepted in the United States of America.

Basis for Opinions

We conducted our audit in accordance with auditing standards generally accepted in the United States of America and the standards applicable to financial audits contained in *Government Auditing Standards*, issued by the Comptroller General of the United States. Our responsibilities under those standards are further described in the Auditor's Responsibilities for the Audit of the Financial Statements section of our report. We are required to be independent of the Beacon City School District and to meet our other ethical responsibilities, in accordance with the relevant ethical requirements relating to our audit. We believe that the audit evidence we have obtained is sufficient and appropriate to provide a basis for our audit opinions.

Responsibilities of Management for the Financial Statements

Management is responsible for the preparation and fair presentation of the financial statements in accordance with accounting principles generally accepted in the United States of America, and for the design, implementation, and maintenance of internal control relevant to the preparation and fair presentation of financial statements that are free from material misstatement, whether due to fraud or error.

In preparing the financial statements, management is required to evaluate whether there are conditions or events, considered in the aggregate, that raise substantial doubt about the Beacon City School District's ability to continue as a going concern for twelve months beyond the financial statement date, including any currently known information that may raise substantial doubt shortly thereafter.

Auditor's Responsibilities for the Audit of the Financial Statements

Our objectives are to obtain reasonable assurance about whether the financial statements as a whole are free from material misstatement, whether due to fraud or error, and to issue an auditor's report that includes our opinions. Reasonable assurance is a high level of assurance but is not absolute assurance and therefore is not a guarantee that an audit conducted in accordance with generally accepted auditing standards and *Government Auditing Standards* will always detect a material misstatement when it exists. The risk of not detecting a material misstatement resulting from fraud is higher than for one resulting from error, as fraud may involve collusion, forgery, intentional omissions, misrepresentations, or the override of internal control. Misstatements are considered material if there is a substantial likelihood that, individually or in the aggregate, they would influence the judgment made by a reasonable user based on the financial statements.

In performing an audit in accordance with generally accepted auditing standards and *Government Auditing Standards*, we:

- Exercise professional judgment and maintain professional skepticism throughout the audit.
- Identify and assess the risks of material misstatement of the financial statements, whether due to fraud or error, and design and perform audit procedures responsive to those risks. Such procedures include examining, on a test basis, evidence regarding the amounts and disclosures in the financial statements.
- Obtain an understanding of internal control relevant to the audit in order to design audit procedures that are appropriate in the circumstances, but not for the purpose of expressing an opinion on the effectiveness of the Beacon City School District's internal control. Accordingly, no such opinion is expressed.
- Evaluate the appropriateness of accounting policies used and the reasonableness of significant accounting estimates made by management, as well as evaluate the overall presentation of the financial statements.
- Conclude whether, in our judgment, there are conditions or events, considered in the aggregate, that raise substantial doubt about the Beacon City School District's ability to continue as a going concern for a reasonable period of time.

We are required to communicate with those charged with governance regarding, among other matters, the planned scope and timing of the audit, significant audit findings, and certain internal control-related matters that we identified during the audit.

Required Supplementary Information

Accounting principles generally accepted in the United States of America require that the management's discussion and analysis and required supplemental information on pages 4–14 and 71–75 be presented to supplement the basic financial statements. Such information is the responsibility of management and, although not a part of the basic financial statements, is required by the Governmental Accounting Standards Board who considers it to be an essential part of financial reporting for placing the basic financial statements in an appropriate operational, economic, or historical context. We have applied certain limited procedures to the required supplementary information in accordance with auditing standards generally accepted in the United States of America, which consisted of inquiries of management about the methods of preparing the information and comparing the information for consistency with management's responses to our inquiries, the basic financial statements, and other knowledge we obtained during our audit of the basic financial statements. We

Beacon City School District

do not express an opinion or provide any assurance on the information because the limited procedures do not provide us with sufficient evidence to express an opinion or provide any assurance.

Supplementary Information

Our audit was conducted for the purpose of forming opinions on the financial statements that collectively comprise the Beacon City School District's basic financial statements. The supplemental schedules on pages 76-78 are required by the New York State Education Department and are presented for purposes of additional analysis and are not a required part of the basic financial statements. The schedule of expenditures of federal awards, as required by Title 2 U.S. Code of Federal Regulations Part 200, *Uniform Administrative Requirements, Cost Principles, and Audit Requirements for Federal Awards*, is presented for purposes of additional analysis and is not a required part of the basic financial statements. Such information is the responsibility of management and was derived from and relates directly to the underlying accounting and other records used to prepare the basic financial statements. The information has been subjected to the auditing procedures applied in the audit of the basic financial statements and certain additional procedures, including comparing and reconciling such information directly to the underlying accounting and other records used to prepare the basic financial statements or to the basic financial statements themselves, and other additional procedures in accordance with auditing standards generally accepted in the United States of America. In our opinion, the supplemental schedules on pages 76-78 and the schedule of expenditures of federal awards are fairly stated, in all material respects, in relation to the basic financial statements as a whole.

Other Reporting Required by Government Auditing Standards

In accordance with *Government Auditing Standards*, we have also issued our report dated November 2, 2023 on our consideration of the Beacon City School District's internal control over financial reporting and on our tests of its compliance with certain provisions of laws, regulations, contracts, and grant agreements and other matters. The purpose of that report is solely to describe the scope of our testing of internal control over financial reporting and compliance and the results of that testing, and not to provide an opinion on the effectiveness of the Beacon City School District's internal control over financial reporting or on compliance. That report is an integral part of an audit performed in accordance with *Government Auditing Standards* in considering Beacon City School District's internal control over financial reporting and compliance.

Nugent & Haussler, P.C.

Montgomery, New York
November 2, 2023

BEACON CITY SCHOOL DISTRICT

Management Discussion and Analysis

Introductory Section

The following is a discussion and analysis of Beacon City School District's financial performance for the year ended June 30, 2023. The section is a summary of the Beacon City School District's financial activities based on currently known facts, decisions, or conditions. It is also based on both the district-wide and fund-based financial statements. The results of the current year are discussed in comparison with the prior year, with an emphasis placed on the current year. This section is only an introduction and should be read in conjunction with the District's financial statements, which immediately follow this section.

Financial Highlights

During the 2022-23 school year, the District received approval for the plans submitted to the New York State Education Department for our \$26 million capital project. We were able to begin work this summer and completed parking lot repavings at Sargent and Rombout Middle School, ceiling and light fixtures at Sargent and JV Forrestal and roof work at Beacon High School and Rombout Middle School. This capital project work will continue in the summer of 2024 where all of our school buildings are scheduled to have work completed.

Overview of the Financial Statements

This annual report consists of three parts: MD&A (this section), the basic financial statements, and required supplementary information. The basic financial statements include two kinds of statements that present different views of the District:

- The first two statements are *district-wide* financial statements that provide both *short-term* and *long-term* information about the District's overall financial status.
- The remaining statements are *fund financial statements* that focus on *individual parts* of the District, reporting the District's operations in *more detail* than the district-wide statements. The fund financial statements concentrate on the District's significant funds.
- The *governmental funds statements* tell how basic services such as regular and special education were financed in the short term as well as what remains for future spending.
- *Fiduciary funds* statements provide information about the financial relationships in which the District acts solely as a *trustee* custodian for the benefit of others.

The financial statements also include notes that explain some of the information in the statements and provide more detailed data. The statements are followed by a section of required supplementary information that further explains and supports the financial statements with a comparison of the District's budget for the year.

BEACON CITY SCHOOL DISTRICT

Management Discussion and Analysis (Continued)

Overview of the Financial Statements (Continued)

The following table summarizes the major features of the District's financial statements, including the portion of the District's activities they cover and the types of information they contain. The remainder of this overview section of MD&A highlights the structure and contents of each of the statements.

Major Features of the District-Wide and Fund Financial Statements			
	District-Wide	Fund Financial Statements	
		Governmental Funds	Fiduciary Funds
Scope	Entire District (except fiduciary funds)	The activities of the District that are not proprietary or fiduciary, such as special education and building maintenance	Instances in which the District administers resources on behalf of someone else, such as scholarship programs
Required financial statements	<ul style="list-style-type: none"> • Statement of Net Position • Statement of Activities 	<ul style="list-style-type: none"> • Balance Sheet • Statement of Revenues, Expenditures, and Changes in Fund Balances 	<ul style="list-style-type: none"> • Statement of Fiduciary Net Position • Statement of Changes in Fiduciary Net Position
Accounting basis and measurement focus	Accrual accounting and economic resources focus	Modified accrual accounting and current financial focus	Accrual accounting and economic resources focus
Type of asset/deferred outflows of resources/liability/deferred inflows of resources information	All assets, deferred outflows of resources, liabilities and deferred inflows of resources both financial and capital, short-term and long-term	Generally, assets and deferred outflows of resources expected to be used up and liabilities and deferred inflows of resources that come due or available during the year or soon thereafter; no capital assets or long-term liabilities included	All assets, deferred outflows of resources (if any), liabilities, and deferred inflows of resources (if any) both short-term and long-term; funds do not currently contain capital assets, although they can
Type of inflow/outflow information	All revenues and expenses during year, regardless of when cash is received or paid	Revenues for which cash is received during or soon after the end of the year; expenditures when goods or services have been received and the related liability is due and payable	All additions and deductions during the year, regardless of when cash is received or paid

BEACON CITY SCHOOL DISTRICT

Management Discussion and Analysis (Continued)

District-Wide Financial Statements

The district-wide statements report information about the District as a whole using accounting methods similar to those used by private-sector companies. The statement of Net Position includes all of the District's assets and liabilities. All of the current year's revenues and expenses are accounted for in the statement of activities regardless of when cash is received or paid.

The two district-wide statements report the District's Net Position and how they have changed. Net Position, the difference between the District's assets and liabilities, is one way to measure the District's financial health or position.

- Over time, increases or decreases in the District's Net Position are an indicator of whether its financial position is improving or deteriorating, respectively.
- To assess the District's overall health, you need to consider additional nonfinancial factors such as changes in the District's property tax base and the condition of school buildings and other facilities.

In the district-wide financial statements, the District's activities are shown as *Governmental activities*: Most of the District's basic services are included here, such as regular and special education, transportation, and administration. Property taxes and State formula aid finance most of these activities.

Fund Financial Statements

The fund financial statements provide more detailed information about the District's funds, focusing on its most significant or "major" funds – not the District as a whole. Funds are accounting devices the District uses to keep track of specific sources of funding and spending on particular programs:

- Some funds are required by State law and by bond covenants.
- The District establishes other funds to control and to manage money for particular purposes (such as repaying its long-term debts) or to show that it is properly using certain revenues (such as Federal grants).

The District has two kinds of funds:

- **Governmental Funds:** Most of the District's basic services are included in governmental funds, which generally focus on (1) how cash and other financial assets that can readily be converted to cash flow in and out and (2) the balances left at year end that are available for spending. Consequently, the governmental funds statements provide a detailed short-term view that helps you determine whether there are more or fewer financial resources that can be spent in the near future to finance the District's programs. Because this information does not encompass the additional long-term focus of the district-wide statements, additional information disclosed in Note 2 explains the relationship (or differences) between them.
- **Fiduciary Funds:** The District is the trustee, or fiduciary, for assets that belong to others, such as the scholarship fund. The District is responsible for ensuring that the assets reported in these funds are used only for their intended purposes and by those to whom the assets belong. The District excludes these activities from the district-wide financial statements because it cannot use these assets to finance its operations.

BEACON CITY SCHOOL DISTRICT

**Management Discussion and Analysis
(Continued)**

Financial Analysis of the District as a Whole

The District's net position at June 30, 2023 is \$(116,771,961). This is a \$3,765,902 decrease from last year's net position of \$(113,006,059), as restated. The following table provides a summary of the District's net position:

Summary of Net Position

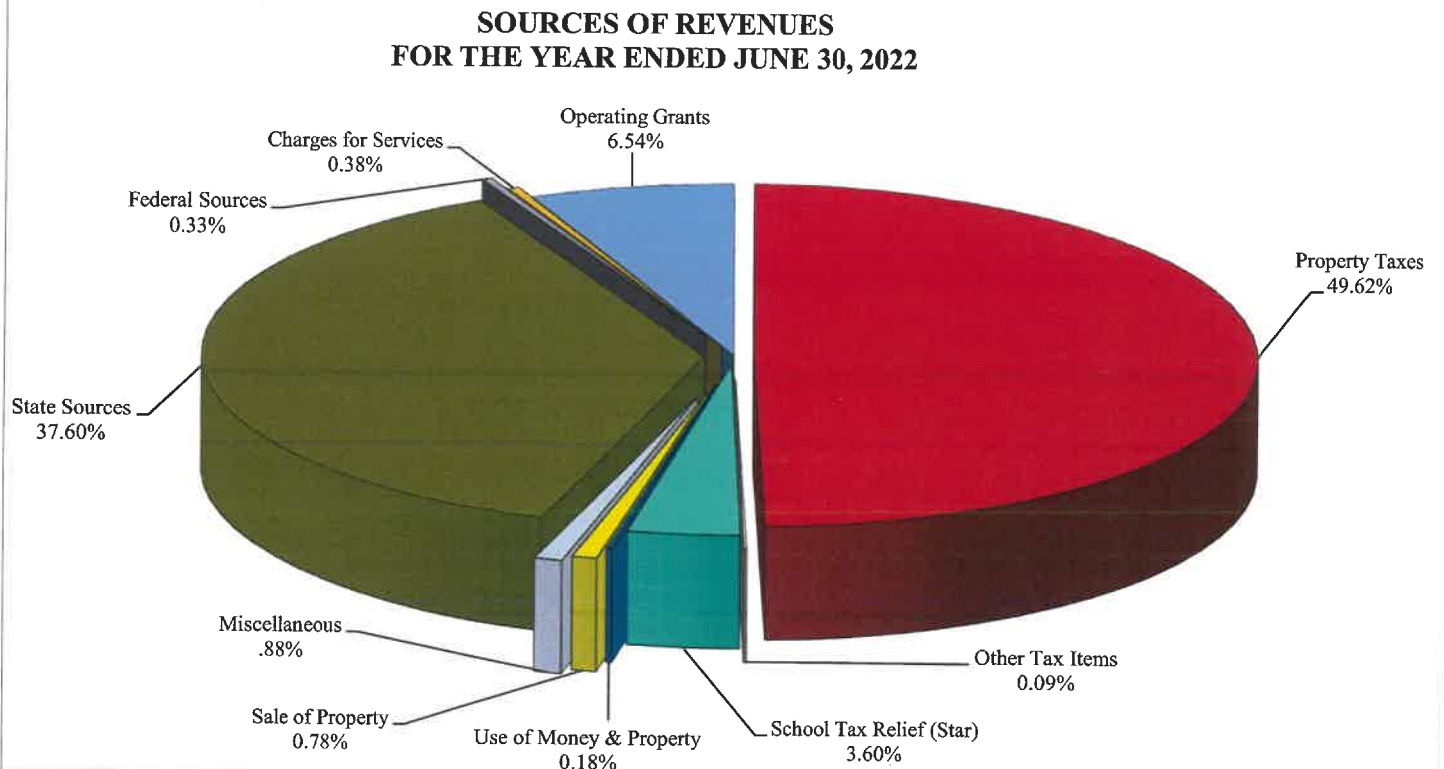
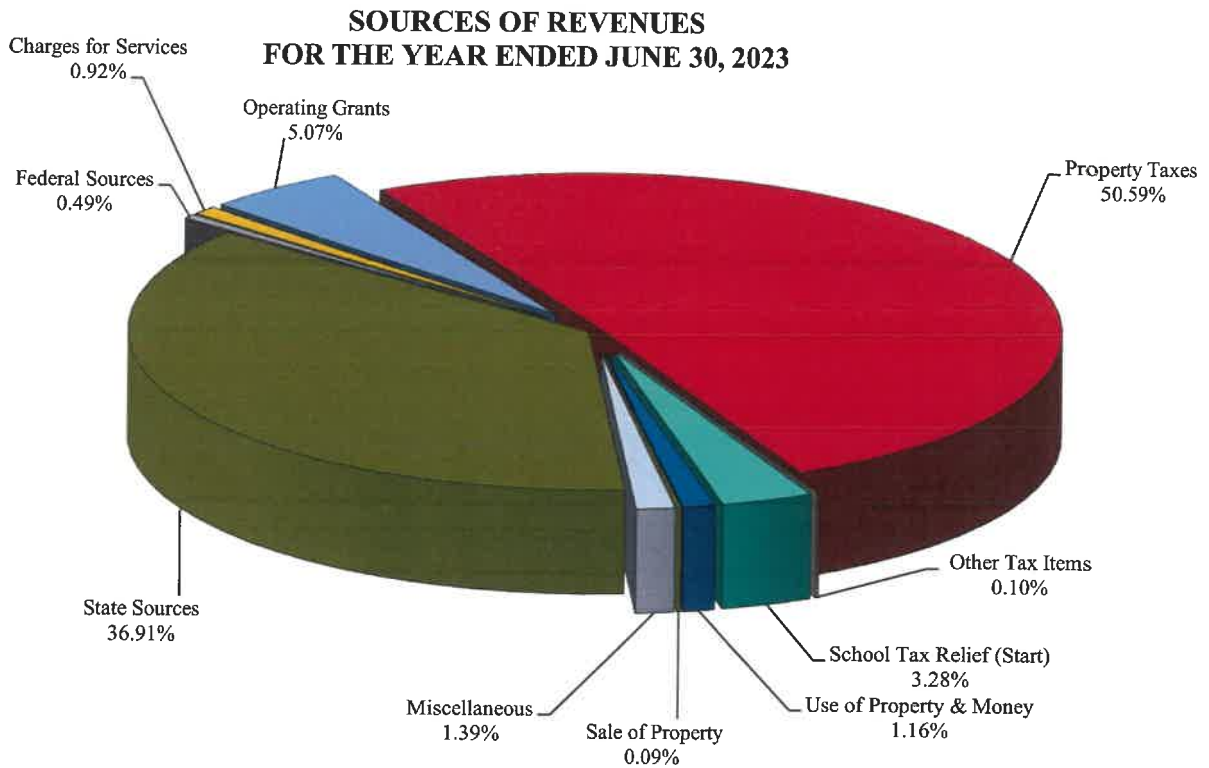
	School District Activities			
	June 30, 2023	As Restated June 30, 2022	\$ Change	% Change
Current Assets	\$ 33,781,318	\$ 24,039,807	\$ 9,741,511	40.52%
Non Current Assets	71,047,548	102,261,859	(31,214,311)	-30.52%
Total Assets	104,828,866	126,301,666	(21,472,800)	-17.00%
Deferred Outflows of Resources	50,321,907	56,784,245	(6,462,338)	-11.38%
Current Liabilities	23,243,949	11,587,099	11,656,850	100.60%
Long Term Liabilities	184,564,656	180,235,013	4,329,643	2.40%
Total Liabilities	207,808,605	191,822,112	15,986,493	8.33%
Deferred Inflows of Resources	64,114,129	104,269,858	(40,155,729)	-38.51%
Net Position:				
Net Investment in Capital Assets	35,359,804	42,174,500	(6,814,696)	-16.16%
Restricted	6,896,165	38,716,197	(31,820,032)	-82.19%
Unrestricted	(159,027,930)	(193,896,756)	34,868,826	17.98%
Total Net Position	<u>\$ (116,771,961)</u>	<u>\$ (113,006,059)</u>	<u>\$ (3,765,902)</u>	-3.33%

The following table and supporting graphs provides a summary of revenues, expenses and changes in net position for the year ended June 30, 2023 and 2022.

BEACON CITY SCHOOL DISTRICT
BEACON, NEW YORK
STATEMENT OF ACTIVITIES
SUMMARY OF CHANGES IN NET POSITION

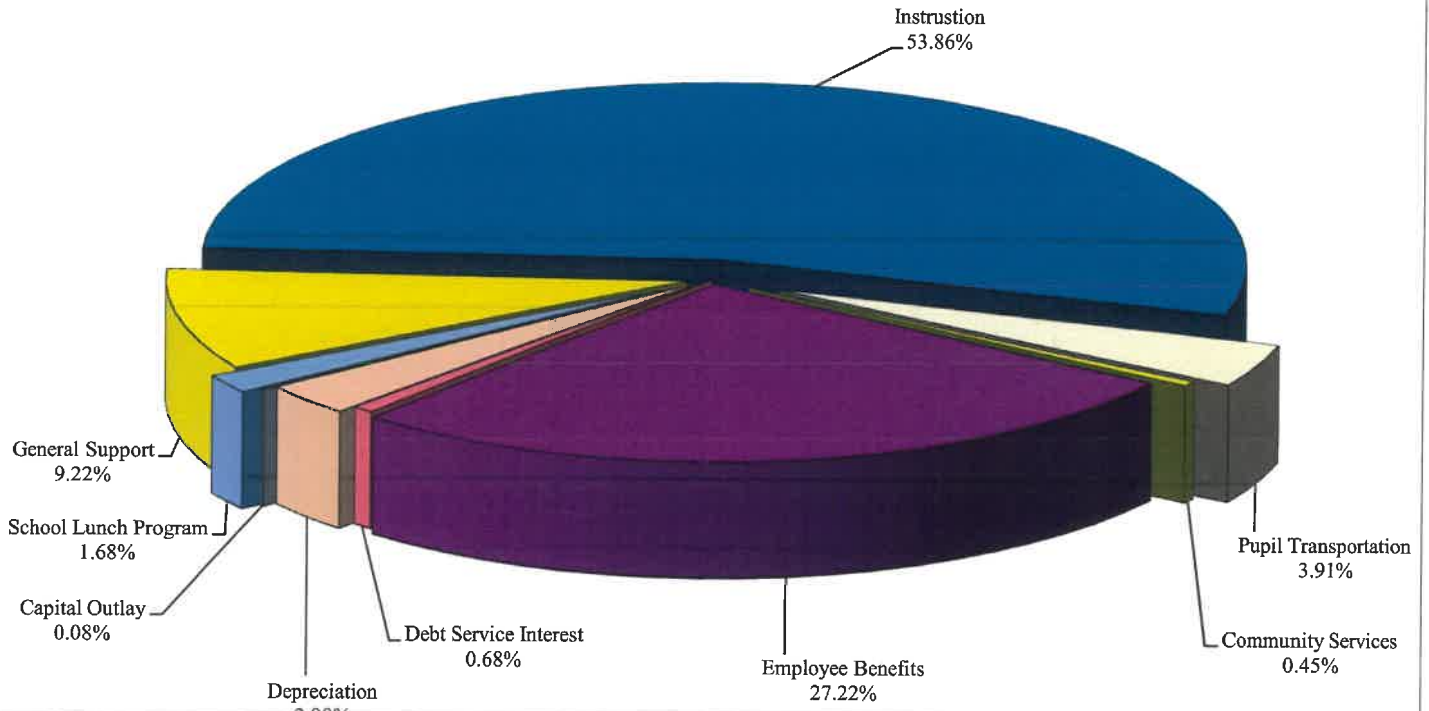
	FOR THE YEAR ENDED JUNE 30, 2023	%	FOR THE YEAR ENDED JUNE 30, 2022	%	\$ Change	% Change
<u>REVENUES</u>						
PROGRAM REVENUES:						
Charges for Services	\$ 759,082	0.92%	\$ 307,073	0.38%	\$ 452,009	147.20%
Operating Grants	4,208,033	5.07%	5,291,117	6.54%	(1,083,084)	-20.47%
GENERAL REVENUES:						
Property Taxes	41,960,860	50.59%	40,127,160	49.62%	1,833,700	4.57%
Other Tax Items	79,651	0.10%	74,026	0.09%	5,625	7.60%
School Tax Relief (STAR)	2,720,550	3.28%	2,915,304	3.60%	(194,754)	-6.68%
Use of Money & Property	958,342	1.16%	143,717	0.18%	814,625	566.83%
Sale of Property	76,559	0.09%	632,491	0.78%	(555,932)	-87.90%
Miscellaneous	1,156,014	1.39%	710,091	0.88%	445,923	62.80%
State Sources	30,620,004	36.91%	30,412,347	37.60%	207,657	0.68%
Federal Sources	410,258	0.49%	270,738	0.33%	139,520	
TOTAL REVENUES	82,949,353	100.00%	80,884,064	100.00%	2,065,289	2.55%
<u>EXPENSES</u>						
General Support	7,980,353	9.22%	8,084,463	10.29%	(104,110)	-1.29%
Instruction	46,628,073	53.86%	44,362,883	56.45%	2,265,190	5.11%
Pupil Transportation	3,389,897	3.91%	2,704,683	3.44%	685,214	25.33%
Community Services	393,376	0.45%	304,216	0.39%	89,160	29.31%
Employee Benefits	23,570,828	27.22%	18,228,954	23.20%	5,341,874	29.30%
Debt Service Interest	584,634	0.68%	840,707	1.07%	(256,073)	-30.46%
Depreciation	2,509,767	2.90%	2,472,924	3.15%	36,843	1.49%
Capital Outlay	72,818	0.08%	56,763	0.07%	16,055	28.28%
School Lunch Program	1,458,001	1.68%	1,523,557	1.94%	(65,556)	-4.30%
TOTAL EXPENSES	86,587,747	100.00%	78,579,150	100.00%	8,008,597	10.19%
CHANGES IN NET POSITION	\$ (3,638,394)		\$ 2,304,914		\$ (5,943,308)	257.85%

BEACON CITY SCHOOL DISTRICT
BEACON, NEW YORK

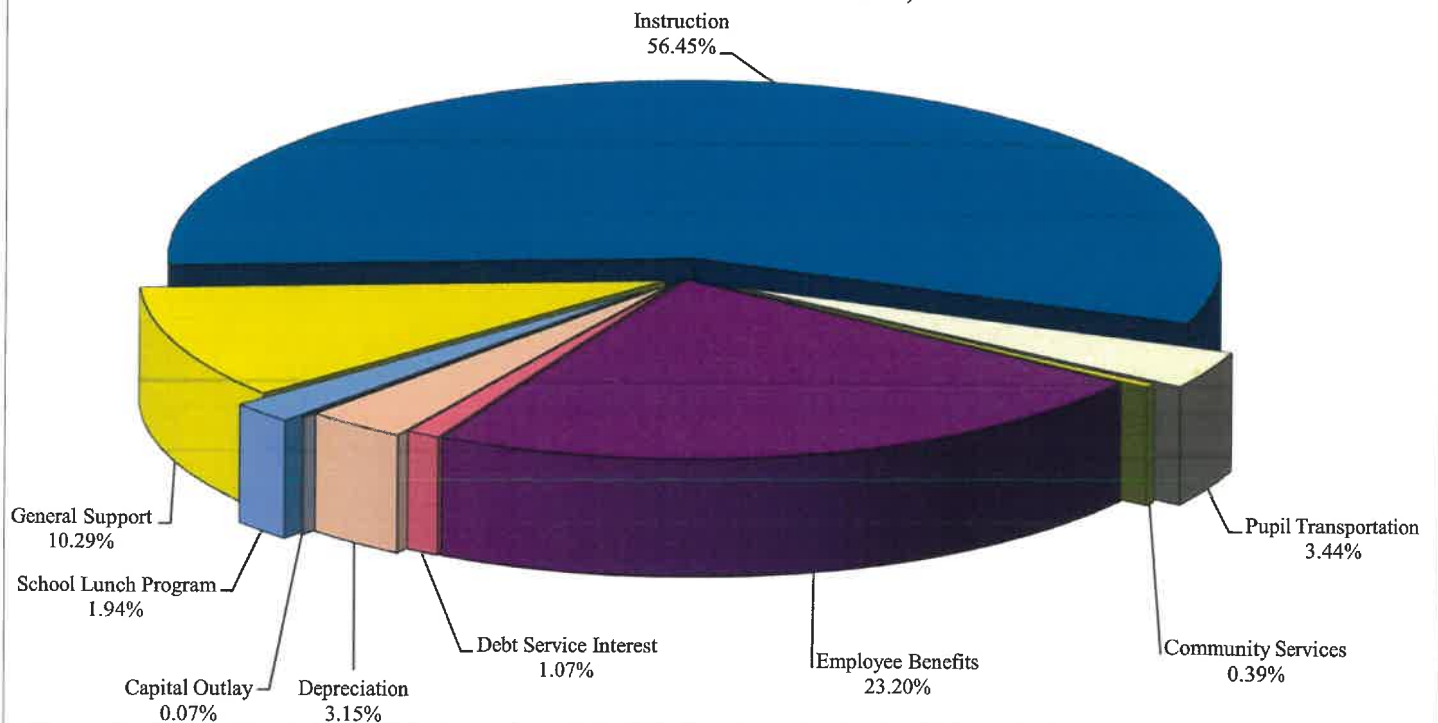


BEACON CITY SCHOOL DISTRICT
BEACON, NEW YORK

EXPENSES FOR THE YEAR ENDED JUNE 30, 2023



EXPENSES FOR THE YEAR ENDED JUNE 30, 2022

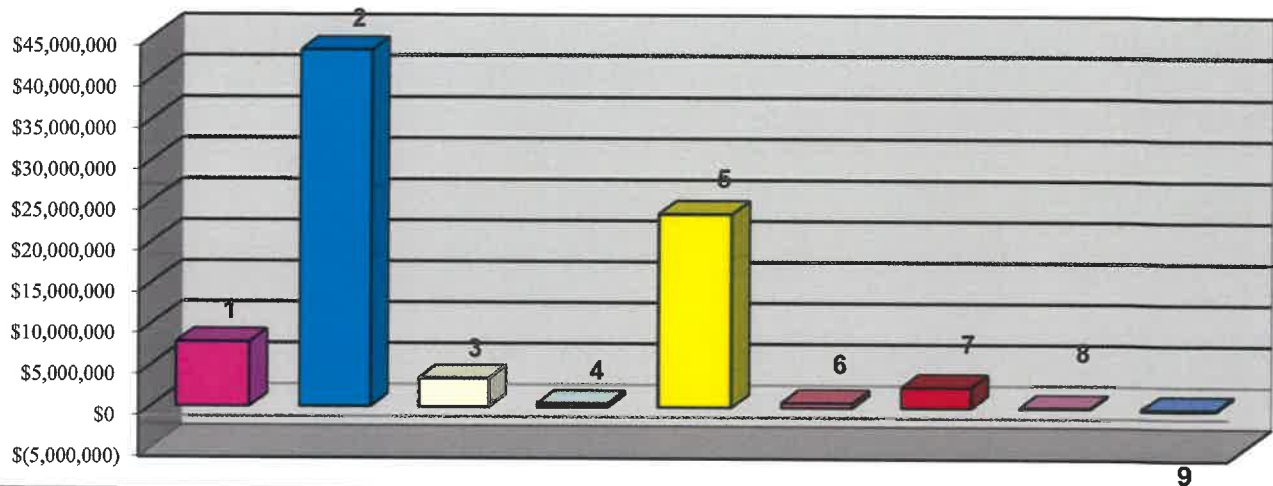


BEACON CITY SCHOOL DISTRICT
BEACON, NEW YORK
STATEMENT OF ACTIVITIES
NET COSTS

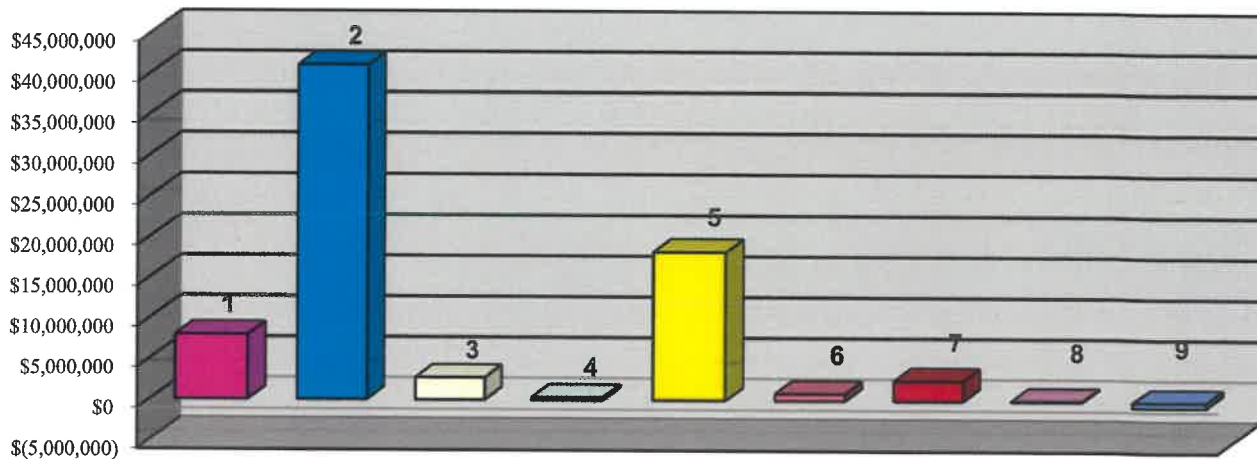
The following information is provided to disclose the net cost of governmental activities:

		TOTAL COST OF SERVICES 2022-2023	NET COST OF SERVICES 2022-2023	TOTAL COST OF SERVICES 2021-2022	NET COST OF SERVICES 2021-2022
General Support	1	\$ 7,980,353	\$ 7,829,464	\$ 8,084,463	\$ 7,960,617
Instruction	2	46,628,072	43,408,421	44,362,882	41,031,946
Pupil Transportation	3	3,389,897	3,389,897	2,704,683	2,704,683
Community Services	4	393,376	393,376	304,216	304,216
Employee Benefits	5	23,570,829	23,570,829	18,228,955	18,228,955
Debt Service - Interest	6	584,634	584,634	840,707	840,707
Depreciation	7	2,509,767	2,509,767	2,472,924	2,472,924
Capital Outlay	8	72,818	72,818	56,763	56,763
School Lunch Program	9	1,458,001	(138,574)	1,523,557	(619,851)
		<u>\$ 86,587,747</u>	<u>\$ 81,620,632</u>	<u>\$ 78,579,150</u>	<u>\$ 72,980,960</u>

NET COSTS 2022-2023



NET COSTS 2021-2022



BEACON CITY SCHOOL DISTRICT

**Management Discussion and Analysis
(Continued)**

Financial Analysis of the District's Funds

As discussed, the District's governmental funds are reported in the fund statements with a modified accrual basis that uses a short-term, inflow and outflow of spendable resources focus. This information is useful in assessing resources available at the end of the year in comparison with upcoming financial requirements. The major governmental funds of the District consist of the General Fund, Special Aid Fund, School Lunch Fund, Debt Service Fund, Capital Projects Fund and Miscellaneous Special Revenue Fund. The total fund balances allocated between non-spendable, restricted, assigned, and unassigned fund balance for each of these funds is as follows:

June 30, 2023					
	<u>Nonspendable</u>	<u>Restricted</u>	<u>Assigned</u>	<u>Unassigned</u>	<u>Total</u>
General	0	\$ 3,230,381	\$ 4,335,328	\$ 4,093,855	\$ 11,659,564
Special Aid	0	362,621	0	0	362,621
School Lunch	71,128	414,437	0	0	485,565
Capital Projects	0	0	0	(3,181,618)	(3,181,618)
Debt Service	0	2,712,022	0	0	2,712,022
Miscellaneous Special Revenue	0	176,704	0	0	176,704
	<u>\$ 71,128</u>	<u>\$ 6,896,165</u>	<u>\$ 4,335,328</u>	<u>\$ 912,237</u>	<u>\$ 12,214,858</u>

June 30, 2022					
	<u>Nonspendable</u>	<u>Restricted</u>	<u>Assigned</u>	<u>Unassigned</u>	<u>Total</u>
General	\$ 0	\$ 3,850,382	\$ 3,908,798	\$ 5,339,600	\$ 13,098,780
Special Aid	0	362,621	0	0	362,621
School Lunch	84,682	496,074	0	0	580,756
Capital Projects	0	0	0	(2,130,942)	(2,130,942)
Debt Service	0	2,574,804	0	0	2,574,804
Miscellaneous Special Revenue	0	157,385	0	0	157,385
	<u>\$ 84,682</u>	<u>\$ 7,441,266</u>	<u>\$ 3,908,798</u>	<u>\$ 3,208,658</u>	<u>\$ 14,643,404</u>

General Fund Budgetary Highlights

For the year ended June 30, 2023, actual revenues were less than revised budgeted revenues by \$327,524 or (0.43)%. The revenue sources that were less than budgeted amounts were State Sources by \$714,555, tax revenues of \$756,069 offset by revenues sources that were more than budgeted such as; Use of Money & Property that were \$609,659 more than budgeted and Charges for Services of \$60,889 more than budgeted.

Concerning the expenditures for the year ended June 30, 2023, actual expenditures and encumbrances were less than revised budgeted expenditures by \$1,916,778 or 2.41%. Costs within various budget codes were less than budgeted amounts, in particular Employee Benefits was less than budgeted by \$449,133, Pupil Transportation was less than budgeted by \$383,646, Central Services was less than budgeted by \$364,383.

For year 2023-2024, the District has appropriated \$3,000,000 of fund balance to reduce the tax levy.

BEACON CITY SCHOOL DISTRICT

Management Discussion and Analysis (Continued)

General Fund Budgetary Highlights (Continued)

Factors that continue to affect the budget process are as follows:

- New York State Aid revenues may be impacted due to state wide budget constraints.
- Employee benefits, such as, health benefits, teachers and employees retirement continue to rise.
- Fluctuations in interest rates.

Management believes that the budget adopted for 2023-2024 is reasonably adaptable to any adverse changes that may arise based on the above factors.

Other Fund Highlights

The Special Aid Fund ended the year with a fund balance of \$362,621. Revenues equaled expenditures for the year as the revenues of this fund are expenditure driven meaning that the District receives funds based on the amount of expenditures for each grant. The District is responsible for paying 20% of the approved rate as well as the difference between the actual cost and the approved rate for expenditures of the Summer Handicap program. As such the District transferred \$204,729 from the General fund budgeted amounts to the Special Aid fund to cover the costs of the summer handicap program for the current year.

The School Lunch Fund ended the year with a fund balance of \$485,565. During the year revenues were more than expenditures by \$32,317. During the year the General Fund transferred \$23,295 to cover negative student account balances.

The Capital Projects Fund ended the year with a deficit fund balance of \$3,181,618.

Debt Service Fund ended the year with a fund balance of \$2,712,022. This fund balance will be appropriated in future years to offset principal and interest payments.

The Miscellaneous Special Revenue Fund ended the year with a fund balance of \$176,704. Revenues exceeded expenditures by \$19,319.

Capital Asset and Debt Administration

Capital Assets

The District's investment in capital assets, net of accumulated depreciation and amortization as of June 30, 2023, was \$71,047,548. The District's investment in capital assets, net of accumulated depreciation and amortization as of June 30, 2022 was \$70,986,928, as restated. The total increase in this net investment was 0.09% for the District as a whole (see schedule below). The District expended \$3,057,128 to acquire and construct capital assets during the year ended June 30, 2023, depreciation expense for the year was \$2,509,768. Assets in the amount of \$2,248,532 were disposed of during the year. Accumulated depreciation on those assets was \$2,248,471. Amortization expense was \$486,679.

BEACON CITY SCHOOL DISTRICT

**Management Discussion and Analysis
(Continued)**

Capital Asset and Debt Administration (Continued)

Capital Assets (Continued)

CAPITAL ASSETS

Net of Accumulated Depreciation and Amortization

	School District Activities		
		As Restated	
	June 30, 2023	June 30, 2022	% Change
<u>Non-Depreciable Assets:</u>			
Land	\$ 3,852,640	\$ 3,852,640	0.00%
Construction in Progress	4,813,870	2,730,938	76.27%
<u>Depreciable Assets:</u>			
Land Improvements	1,035	1,035	0.00%
Building and Improvements	59,526,726	61,621,490	-3.40%
Furniture and Equipment	427,322	464,424	-7.99%
Vehicles	1,252,938	959,755	30.55%
<u>Amortizable Assets:</u>			
Equipment	1,173,017	1,356,646	-13.54%
TOTALS	\$ 71,047,548	\$ 70,986,928	0.09%

Long-Term Debt

At the end of the year, the District had total long term debt outstanding of \$22,531,276. This amount is backed by the full faith and credit of the Beacon City School District with debt service fully funded by voter approved property taxes. Activity in bonded debt outstanding during the year was as follows:

	Beginning Balance	Issued	Paid	Ending Balance
Serial Bonds	\$ 24,205,000	\$ 8,640,000	\$ 12,425,000	\$ 20,420,000
Energy Performance Contract	2,363,438	0	252,162	2,111,276
Total Bonded Debt Outstanding	<u>\$ 26,568,438</u>	<u>\$ 8,640,000</u>	<u>\$ 12,677,162</u>	<u>\$ 22,531,276</u>

Bond Ratings

Moody's has assigned a rating of Aa3 to outstanding uninsured bonds of the District. This rating reflects only the view of such rating agency and an explanation of the significance of such rating should be obtained from S&P's. There can be no assurance that such rating will not be revised or withdrawn, if in the judgment of S&P's circumstances so warrant. Any change or withdrawal of such rating may have an adverse effect on the market price of the Notes or the availability of a secondary market for the Notes.

Contacting the District's Financial Management

This financial report is designed to provide the District's citizens, taxpayers, customers, investors, and creditors with a general overview of the District's finances and to demonstrate the District's accountability for the money it receives. If you have questions about this report or need additional financial information, contact Ann Marie Quartironi, Deputy Superintendent, at the District's business offices at 10 Education Drive, Beacon, NY 12508.

BEACON CITY SCHOOL DISTRICT
BEACON, NEW YORK
STATEMENT OF NET POSITION
GOVERNMENTAL ACTIVITIES
JUNE 30, 2023

ASSETS

Unrestricted Cash	\$ 17,633,798
Restricted Cash	6,896,165
Taxes Receivable	1,845,994
State & Federal Aid Receivable	7,222,018
Other Receivables, Net	112,214
Inventories	71,129
Right to Use Assets, Net	1,173,017
Non Depreciable Capital Assets	8,666,510
Depreciable Capital Assets, Net	61,208,021
TOTAL ASSETS	<u>104,828,866</u>

DEFERRED OUTFLOWS OF RESOURCES

Deferred Charges on Refunding	167,723
Pensions	20,215,704
Other Post Employment Benefits	29,938,480
TOTAL DEFERRED OUTFLOWS OF RESOURCES	<u>50,321,907</u>

LIABILITIES

Accounts Payable	1,679,323
Accrued Liabilities	525,062
Due to Other Governments	33,302
Due to Fiduciary Funds	53,495
Due to Teachers' Retirement System	3,631,830
Due to Employees' Retirement System	273,177
Other Liabilities	56,914
Bond Anticipation Notes	10,994,296
Unearned Revenues	2,165,954
Long-term Liabilities:	
Due and Payable Within One Year:	
Bonds Payable (including deferred amount on refunding)	3,531,486
Installment Purchase Debt	258,687
Lease Liability	40,423
Due and Payable In More Than One Year:	
Bonds Payable (including deferred amount on refunding)	19,050,471
Installment Purchase Debt	1,852,589
Compensated Absences	1,337,117
Lease Liability	127,515
Net Pension Liability-Proportionate Share	7,620,082
Other Postemployment Benefits	154,576,882
TOTAL LIABILITIES	<u>207,808,605</u>

DEFERRED INFLOWS OF RESOURCES

Pensions	1,892,282
Other Post Employment Benefits	62,221,847
TOTAL DEFERRED INFLOWS OF RESOURCES	<u>64,114,129</u>

NET POSITION

Net Investment in Capital Assets	35,359,804
Restricted	6,896,165
Unrestricted (Deficit)	<u>(159,027,930)</u>
TOTAL NET POSITION	<u>\$ (116,771,961)</u>

See notes to financial statement.

BEACON CITY SCHOOL DISTRICT
BEACON, NEW YORK
STATEMENT OF ACTIVITIES
GOVERNMENTAL ACTIVITIES
FOR THE YEAR ENDED JUNE 30, 2023

	PROGRAM REVENUES			NET (EXPENSE) REVENUE & CHANGES IN NET POSITION
	EXPENSES	CHARGES FOR SERVICES	OPERATING GRANTS	
<u>FUNCTIONS & PROGRAMS</u>				
General Support	\$ (11,207,448)	\$ 150,889	\$ 0	\$ (11,056,559)
Instruction	(67,654,413)	0	3,219,651	(64,434,762)
Pupil Transportation	(5,048,989)	0	0	(5,048,989)
Community Services	(393,376)	0	0	(393,376)
Debt Service - Interest	(584,634)	0	0	(584,634)
Capital Outlay	(72,818)	0	0	(72,818)
School Lunch Program	<u>(1,626,069)</u>	<u>608,193</u>	<u>988,382</u>	<u>(29,494)</u>
TOTAL FUNCTIONS & PROGRAMS	<u>\$ (86,587,747)</u>	<u>\$ 759,082</u>	<u>\$ 4,208,033</u>	<u>(81,620,632)</u>
<u>GENERAL REVENUES</u>				
Real Property Taxes				41,960,860
Other Tax Items				2,800,201
Use of Money & Property				958,342
Sale of Property & Compensation for Loss				76,559
Miscellaneous				1,156,014
State Sources				30,620,004
Federal Sources				<u>410,258</u>
TOTAL GENERAL REVENUES				<u>77,982,238</u>
CHANGE IN NET POSITION				(3,638,394)
NET POSITION, BEGINNING OF YEAR, AS RESTATED				<u>(113,133,567)</u>
NET POSITION, END OF YEAR				<u>\$ (116,771,961)</u>

See notes to financial statement.

BEACON CITY SCHOOL DISTRICT
BEACON, NEW YORK
BALANCE SHEET - GOVERNMENTAL FUNDS
JUNE 30, 2023

ASSETS	GENERAL	SPECIAL AID	SCHOOL LUNCH	CAPITAL PROJECTS	DEBT SERVICE	MISCELLANEOUS SPECIAL REVENUE	TOTAL GOVERNMENTAL FUNDS
Unrestricted Cash	\$ 17,633,731	\$ 0	\$ 0	\$ 67	\$ 0	\$ 0	\$ 17,633,798
Restricted Cash	5,668,583	5,032	380,100	0	665,746	176,704	6,896,165
Taxes Receivable	1,845,994	0	0	0	0	0	1,845,994
State & Federal Aid Receivable	2,459,343	2,591,207	59,656	2,111,812	0	0	7,222,018
Due from Other Funds	4,845,751	314,844	30,530	10,334,249	2,046,276	0	17,571,650
Other Receivables, Net	111,651	0	563	0	0	0	112,214
Inventories	0	0	71,129	0	0	0	71,129
TOTAL ASSETS	\$ 32,565,053	\$ 2,911,083	\$ 541,978	\$ 12,446,128	\$ 2,712,022	\$ 176,704	\$ 51,352,968

LIABILITIES, DEFERRED INFLOWS OF RESOURCES & FUND BALANCES

LIABILITIES							
Accounts Payable	\$ 438,869	\$ 82,336	\$ 4,724	\$ 1,153,394	\$ 0	\$ 0	\$ 1,679,323
Accrued Liabilities	245,385	0	276	0	0	0	245,661
Due to Other Governments	0	32,405	897	0	0	0	33,302
Due to Other Funds	13,082,510	2,430,095	0	2,112,540	0	0	17,625,145
Due to Teachers' Retirement System	3,631,830	0	0	0	0	0	3,631,830
Due to Employees' Retirement System	273,177	0	0	0	0	0	273,177
Other Liabilities	56,914	0	0	0	0	0	56,914
Bond Anticipation Notes	744,296	0	0	10,250,000	0	0	10,994,296
Unearned Revenues	0	3,626	50,516	2,111,812	0	0	2,165,954
TOTAL LIABILITIES	18,472,981	2,548,462	56,413	15,627,746	0	0	36,705,602

DEFERRED INFLOWS OF RESOURCES

Deferred Tax Revenues	1,845,994	0	0	0	0	0	1,845,994
Deferred State Sources	586,514	0	0	0	0	0	586,514
TOTAL LIABILITIES & DEFERRED INFLOWS OF RESOURCES	20,905,489	2,548,462	56,413	15,627,746	0	0	39,138,110

FUND BALANCES (DEFICITS)

Nonspendable	0	0	71,128	0	0	0	71,128
Restricted	3,230,381	362,621	414,437	0	2,712,022	176,704	6,896,165
Assigned	4,335,328	0	0	0	0	0	4,335,328
Unassigned	4,093,855	0	0	(3,181,618)	0	0	912,237
TOTAL FUND BALANCES (DEFICITS)	11,659,564	362,621	485,565	(3,181,618)	2,712,022	176,704	12,214,858
TOTAL LIABILITIES, DEFERRED INFLOWS OF RESOURCES & FUND BALANCES (DEFICITS)	\$ 32,565,053	\$ 2,911,083	\$ 541,978	\$ 12,446,128	\$ 2,712,022	\$ 176,704	\$ 51,352,968

See notes to financial statement.

BEACON CITY SCHOOL DISTRICT
BEACON, NEW YORK
RECONCILIATION OF GOVERNMENTAL FUNDS BALANCE SHEET TO THE STATEMENT OF NET POSITION
JUNE 30, 2023

ASSETS	TOTAL GOVERNMENTAL FUNDS	LONG-TERM ASSETS & LIABILITIES	RECLASSIFICATIONS & ELIMINATIONS	STATEMENT OF NET POSITION
Unrestricted Cash	\$ 17,633,798	\$ 0	\$ 0	\$ 17,633,798
Restricted Cash	6,896,165	0	0	6,896,165
Taxes Receivable	1,845,994	0	0	1,845,994
State & Federal Aid Receivable	7,222,018	0	0	7,222,018
Due from Other Funds	17,571,650	0	(17,571,650)	0
Other Receivables, Net	112,214	0	0	112,214
Inventories	71,129	0	0	71,129
Right to Use Assets, Net	0	1,173,017	0	1,173,017
Non Depreciable Capital Assets	0	8,666,510	0	8,666,510
Depreciable Capital Assets, Net	0	61,208,021	0	61,208,021
TOTAL ASSETS	51,352,968	71,047,548	(17,571,650)	104,828,866
DEFERRED OUTFLOWS OF RESOURCES				
Deferred Charges	0	167,723	0	167,723
Pensions	0	20,215,704	0	20,215,704
Other Post Employment Benefits	0	29,938,480	0	29,938,480
TOTAL ASSETS AND DEFERRED OUTFLOWS OF RESOURCES	\$ 51,352,968	\$ 121,369,455	\$ (17,571,650)	\$ 155,150,773
LIABILITIES				
Accounts Payable	\$ 1,679,323	\$ 0	\$ 0	\$ 1,679,323
Accrued Liabilities	245,661	279,401	0	525,062
Due to Other Governments	33,302	0	0	33,302
Due to Other Funds	17,625,145	0	(17,625,145)	0
Due to Fiduciary Funds	0	0	53,495	53,495
Due to Teachers' Retirement System	3,631,830	0	0	3,631,830
Due to Employees' Retirement System	273,177	0	0	273,177
Other Liabilities	56,914	0	0	56,914
Bond Anticipation Notes	10,994,296	0	0	10,994,296
Unearned Revenues	2,165,954	0	0	2,165,954
Bonds Payable (including deferred amount on refunding)	0	22,581,957	0	22,581,957
Installment Purchase Debt	0	2,111,276	0	2,111,276
Net Pension Liability-Proportionate Share	0	7,620,082	0	7,620,082
Compensated Absences	0	1,337,117	0	1,337,117
Lease Liability	0	167,938	0	167,938
Other Postemployment Benefits	0	154,576,882	0	154,576,882
TOTAL LIABILITIES	36,705,602	188,674,653	(17,571,650)	207,808,605
DEFERRED INFLOWS OF RESOURCES				
Deferred Tax Revenues	1,845,994	(1,845,994)	0	0
Deferred State Sources	586,514	(586,514)	0	0
Pensions	0	1,892,282	0	1,892,282
Other Post Employment Benefits	0	62,221,847	0	62,221,847
TOTAL DEFERRED INFLOWS OF RESOURCES	2,432,508	61,681,621	0	64,114,129
FUND BALANCES / NET POSITION				
	12,214,858	(128,986,819)	0	(116,771,961)
TOTAL LIABILITIES & FUND BALANCES / NET POSITION	\$ 51,352,968	\$ 121,369,455	\$ (17,571,650)	\$ 155,150,773

See notes to financial statement.

BEACON CITY SCHOOL DISTRICT
BEACON, NEW YORK
STATEMENT OF REVENUES, EXPENDITURES & CHANGES IN FUND BALANCES - GOVERNMENTAL FUNDS
FOR THE YEAR ENDED JUNE 30, 2023

REVENUES	GENERAL	SPECIAL AID	SCHOOL LUNCH	CAPITAL PROJECTS	DEBT SERVICE	MISCELLANEOUS SPECIAL REVENUE	TOTAL GOVERNMENTAL FUNDS
Real Property Taxes	\$ 41,445,891	\$ 0	\$ 0	\$ 0	\$ 0	\$ 0	\$ 41,445,891
Other Tax Items	2,800,201	0	0	0	0	0	2,800,201
Charges for Services	150,889	0	0	0	0	0	150,889
Use of Money & Property	874,659	0	1,465	0	923,120	0	1,799,244
Sale of Property & Compensation for Loss	64,667	0	11,953	0	0	0	76,620
Miscellaneous	939,143	0	0	0	0	216,871	1,156,014
State Sources	29,516,629	1,103,375	28,331	0	0	0	30,648,335
Federal Sources	410,258	3,219,651	960,051	0	0	0	4,589,960
Sales	0	0	608,193	0	0	0	608,193
TOTAL REVENUES	76,202,337	4,323,026	1,609,993	0	923,120	216,871	83,275,347
EXPENDITURES							
General Support	7,721,438	0	0	0	168,708	0	7,890,146
Instruction	42,295,830	4,197,281	0	0	0	0	46,493,111
Pupil Transportation	3,253,749	92,347	0	0	0	0	3,346,096
Community Services	195,824	0	0	0	0	197,552	393,376
Employee Benefits	17,813,586	170,784	142,970	0	0	0	18,127,340
Debt Service:							
Principal	3,874,709	0	0	0	0	0	3,874,709
Interest	894,516	0	0	0	0	0	894,516
Cost of Sales	0	0	1,458,001	0	0	0	1,458,001
Capital Outlay	708,721	67,343	0	2,050,832	0	0	2,826,896
TOTAL EXPENDITURES	76,758,373	4,527,755	1,600,971	2,050,832	168,708	197,552	85,304,191
EXCESS (DEFICIENCY) REVENUES OVER EXPENDITURES	(556,036)	(204,729)	9,022	(2,050,832)	754,412	19,319	(2,028,844)
OTHER SOURCES & USES							
Bond Anticipation Notes Paid from Current Appropriations	345,000	0	0	0	0	0	345,000
Proceeds from Advanced Refunding Bonds	0	0	0	0	8,640,000	0	8,640,000
Payments to Escrow Agent (Advanced Refunding Bonds)	0	0	0	0	(9,257,194)	0	(9,257,194)
Operating Transfers In	0	204,729	23,295	1,000,156	0	0	1,228,180
Operating Transfers (Out)	(1,228,180)	0	0	0	0	0	(1,228,180)
TOTAL OTHER SOURCES & USES	(883,180)	204,729	23,295	1,000,156	(617,194)	0	(272,194)
NET CHANGE IN FUND BALANCE	(1,439,216)	0	32,317	(1,050,676)	137,218	19,319	(2,301,038)
FUND BALANCES, BEGINNING OF YEAR, AS RESTATED	13,098,780	362,621	453,248	(2,130,942)	2,574,804	157,385	14,515,896
FUND BALANCES (DEFICITS), END OF YEAR	\$ 11,659,564	\$ 362,621	\$ 485,565	\$ (3,181,618)	\$ 2,712,022	\$ 176,704	\$ 12,214,858

See notes to financial statement.

BEACON CITY SCHOOL DISTRICT
BEACON, NEW YORK

RECONCILIATION OF GOVERNMENTAL FUNDS STATEMENT OF REVENUES, EXPENDITURES AND
CHANGES IN FUND BALANCES TO THE STATEMENT OF ACTIVITIES
FOR THE YEAR ENDED JUNE 30, 2023

	TOTAL GOVERNMENTAL FUNDS	LONG-TERM REVENUE & EXPENSES	CAPITAL RELATED ITEMS	LONG-TERM DEBT TRANSACTIONS	RECLASSIFICATIONS & ELIMINATIONS	STATEMENT OF ACTIVITIES
REVENUES						
Real Property Taxes	\$ 41,445,891	\$ 514,969	\$ 0	\$ 0	\$ 0	\$ 41,960,860
Other Tax Items	2,800,201	0	0	0	0	2,800,201
Charges for Services	150,889	0	0	0	0	150,889
Use of Money & Property	1,799,244	0	0	(840,902)	0	958,342
Sale of Property & Compensation for Loss	76,620	0	(61)	0	0	76,559
Miscellaneous	1,156,014	0	0	0	0	1,156,014
State Sources	30,648,335	0	0	0	0	30,648,335
Federal Sources	4,589,960	0	0	0	0	4,589,960
Sales	608,193	0	0	0	0	608,193
TOTAL REVENUES	83,275,347	514,969	(61)	(840,902)	0	82,949,353
EXPENDITURES						
General Support	7,890,146	85,341	29,964	0	3,201,997	11,207,448
Instruction	46,493,111	0	2,293,361	0	18,867,941	67,654,413
Pupil Transportation	3,346,096	0	344,973	0	1,357,920	5,048,989
Community Services	393,376	0	0	0	0	393,376
Employee Benefits	18,127,340	5,443,488	0	0	(23,570,828)	0
Debt Service:						
Principal	3,874,709	0	0	(3,874,709)	0	0
Interest	894,516	(56,904)	0	(252,978)	0	584,634
Cost of Sales	1,458,001	0	25,098	0	142,970	1,626,069
Capital Outlay	2,826,896	0	(2,754,078)	0	0	72,818
TOTAL EXPENDITURES	85,304,191	5,471,925	(60,682)	(4,127,687)	0	86,587,747
EXCESS (DEFICIENCY) REVENUES OVER EXPENDITURES	(2,028,844)	(4,956,956)	60,621	3,286,785	0	(3,638,394)
OTHER SOURCES & USES						
Bond Anticipation Notes Paid from Current Appropriations	345,000	0	0	(345,000)	0	0
Proceeds from Advanced Refunding Bonds	8,640,000	0	0	(8,640,000)	0	0
Payments to Escrow Agent (Advanced Refunding Bonds)	(9,257,194)	0	0	9,257,194	0	0
Operating Transfers In	1,228,180	0	0	0	(1,228,180)	0
Operating Transfers (Out)	(1,228,180)	0	0	0	1,228,180	0
TOTAL OTHER SOURCES & USES	(272,194)	0	0	272,194	0	0
NET CHANGE FOR THE YEAR	\$ (2,301,038)	\$ (4,956,956)	\$ 60,621	\$ 3,558,979	\$ 0	\$ (3,638,394)

See notes to financial statement.

BEACON CITY SCHOOL DISTRICT
BEACON, NEW YORK
STATEMENT OF FIDUCIARY NET POSITION
FIDUCIARY FUNDS
JUNE 30, 2023

	<u>PRIVATE PURPOSE TRUSTS</u>
<u>ASSETS</u>	
Cash	\$ 60,009
Due from Other Funds	<u>53,495</u>
TOTAL ASSETS	<u>\$ 113,504</u>
<u>LIABILITIES & NET POSITION</u>	
<u>LIABILITIES</u>	\$ 0
<u>NET POSITION</u>	
Restricted for Scholarships	<u>113,504</u>
TOTAL LIABILITIES & NET POSITION	<u>\$ 113,504</u>

See notes to financial statement.

BEACON CITY SCHOOL DISTRICT
BEACON, NEW YORK
STATEMENT OF CHANGES IN FIDUCIARY NET POSITION
FIDUCIARY FUNDS
FOR THE YEAR ENDED JUNE 30, 2023

	PRIVATE PURPOSE TRUSTS	CUSTODIAL FUND
<u>ADDITIONS</u>		
Gifts and Contributions	\$ 2,800	\$ 0
Investment Earnings	1,761	0
Funds Received for the Library Tax Levy	<u>0</u>	<u>1,282,445</u>
TOTAL ADDITIONS	<u>4,561</u>	<u>1,282,445</u>
<u>DEDUCTIONS</u>		
Scholarships & Awards	5,450	0
Funds Paid for the Library Tax Levy	<u>0</u>	<u>1,282,445</u>
TOTAL DEDUCTIONS	<u>5,450</u>	<u>1,282,445</u>
CHANGE IN NET POSITION	(889)	0
NET POSITION, BEGINNING OF YEAR	<u>114,393</u>	<u>0</u>
NET POSITION, END OF YEAR	<u><u>\$ 113,504</u></u>	<u><u>\$ 0</u></u>

See notes to financial statement.

BEACON CITY SCHOOL DISTRICT
BEACON, NEW YORK
NOTES TO FINANCIAL STATEMENTS
JUNE 30, 2023

NOTE 1. SUMMARY OF CERTAIN SIGNIFICANT ACCOUNTING POLICIES.

The financial statements of the Beacon City School District (the "District") have been prepared in conformity with generally accepted accounting principles (GAAP) as applied to governmental units. Those principles are prescribed by the Governmental Accounting Standards Board (GASB), which is the accepted standard-setting body for establishing governmental accounting and financial reporting principles. Where comparative amounts are presented, certain reclassifications may have been made to the prior year amounts so that they would be in conformity with the current year's presentation. Significant accounting principles and policies utilized by the District are described below:

A. Reporting Entity

The Beacon City School District is governed by the laws of New York State. The District is an independent entity governed by an elected Board of Education consisting of 9 members. The President of the Board serves as the chief fiscal officer and the Superintendent is the chief executive officer. The Board is responsible for, and controls all activities related to public school education within the District. Board members have authority to make decisions, power to appoint management, and primary accountability for all fiscal matters.

The reporting entity of the District is based upon criteria set forth by GASB Statement 14, The Financial Reporting Entity, as amended by GASB Statement 39, Component Units. The financial reporting entity consists of the primary government, organizations for which the primary government is financially accountable and other organizations for which the nature and significance of their relationship with the primary government are such that exclusion would cause the reporting entity's financial statements to be misleading or incomplete.

The accompanying financial statements present the activities of the District. The District is not a component unit of another reporting entity. The decision to include a potential component unit in the District's reporting entity is based on several criteria including legal standing, fiscal dependency and financial accountability. Based on the application of these criteria, the following is a brief description of certain entities included in the District's reporting entity.

1. Extraclassroom Activity Funds

The Extraclassroom Activity Funds of the District represent funds of the students of the District. The Board of Education exercises general oversight of these funds. The Extraclassroom Activity Funds are independent of the District with respect to its financial transactions and the designation of student management. Separate audited financial statements (cash basis) of the Extraclassroom Activity Funds have been included in this report. The District accounts for assets held as an agent for various student organizations in the Miscellaneous Special Revenue Fund.

BEACON CITY SCHOOL DISTRICT
BEACON, NEW YORK
NOTES TO FINANCIAL STATEMENTS
JUNE 30, 2023

NOTE 1. SUMMARY OF CERTAIN SIGNIFICANT ACCOUNTING POLICIES. (Continued)

B. Joint Venture

The District is a component district in the Dutchess County Board of Cooperative Educational Services (BOCES). A BOCES is a voluntary, cooperative association of school districts in a geographic area that shares planning, services, and programs which provide educational and support activities. There is no authority or process by which a school district can terminate its status as a BOCES component.

BOCES are organized under §1950 of the New York State Education Law. A BOCES Board is considered a corporate body. Members of a BOCES Board are nominated and elected by their component member boards in accordance with provisions of §1950 of the New York State Education Law. All BOCES property is held by the BOCES Board as a corporation (§1950(6)). In addition, BOCES Boards also are considered municipal corporations to permit them to contract with other municipalities on a cooperative basis under §119-n (a) of the New York State General Municipal Law.

A BOCES' budget is comprised of separate budgets for administrative, program and capital costs. Each component district's share of administrative and capital cost is determined by resident public school district enrollment, as defined in the New York State Education Law, §1950(4)(b)(7). In addition, component districts pay tuition or a service fee for programs in which its students participate.

During the year ended June 30, 2023, the Beacon City School District was billed \$5,738,829 for BOCES administrative and program costs. The District's share of BOCES aid amounted to \$1,335,948. Financial statements for BOCES are available from the BOCES administrative office.

C. Basis of Presentation

1. District-Wide Statements

The Statement of Net Position and the Statement of Activities present financial information about the District's governmental activities. These statements include the financial activities of the overall government in its entirety, except those that are fiduciary. Eliminations have been made to minimize the double counting of internal transactions. Governmental activities generally are financed through taxes, State aid, intergovernmental revenues, and other exchange and non-exchange transactions. Operating grants include operating-specific and discretionary (either operating or capital) grants.

The Statement of Net Position presents the financial position of the District at year end. The Statement of Activities presents a comparison between program expenses and revenues for each function of the District's governmental activities. Direct expenses are those that are specifically associated with and are clearly identifiable to a particular function. Indirect expenses, principally employee benefits, are allocated to functional areas in proportion to the payroll expended in those areas. Program revenues include charges paid by the recipients of goods or services offered by the programs, and grants and contributions that are restricted to meeting the operational or capital requirements of a particular program. Revenues that are not classified as program revenues, including all taxes, are presented as general revenues.

BEACON CITY SCHOOL DISTRICT
BEACON, NEW YORK
NOTES TO FINANCIAL STATEMENTS
JUNE 30, 2023

NOTE 1. SUMMARY OF CERTAIN SIGNIFICANT ACCOUNTING POLICIES. (Continued)

C. Basis of Presentation (Continued)

2. Funds Statements

The fund statements provide information about the District's funds, including fiduciary funds. Separate statements for each fund category (governmental and fiduciary) are presented. The emphasis of fund financial statements is on major governmental funds, each displayed in a separate column.

The District reports the following major governmental funds:

General Fund: This is the District's primary operating fund. It accounts for all financial transactions that are not required to be accounted for in another fund.

Special Revenue Funds: These funds account for the proceeds of specific revenue sources (other than major capital projects) that are legally restricted to expenditures for specified purposes. Special revenue funds include the following:

Special Aid Fund: Used to account for proceeds received from State and Federal grants that are restricted for specific educational programs.

School Lunch Fund: This fund is used to account for the school lunch operations. The school lunch operation is supported by federal and state grants and charges participants for its services.

Miscellaneous Special Revenue Fund: This fund is used to account for the Extraclassroom Activity Funds.

Capital Projects Fund: This fund is used to account for the financial resources used for acquisition, construction, or major repair of capital facilities.

Debt Service Fund: This fund accounts for the accumulation of resources and the payment of principal and interest on long-term general obligation debt of governmental activities.

The District reports the following fiduciary funds:

Private purpose trust funds: These funds are used to account for trust arrangements in which principal and income benefits annual third party awards and scholarships for students. Established criteria govern the use of the funds and members of the District or representatives of the donors may serve on committees to determine who benefits.

Custodial Fund: Fiduciary activities are those in which the District acts as trustee or agent for resources that belong to others. These activities are not included in the District-wide financial statements, because their resources do not belong to the District, and are not available to be used.

BEACON CITY SCHOOL DISTRICT
BEACON, NEW YORK
NOTES TO FINANCIAL STATEMENTS
JUNE 30, 2023

NOTE 1. SUMMARY OF CERTAIN SIGNIFICANT ACCOUNTING POLICIES. (Continued)

D. Measurement Focus and Basis of Accounting

Accounting and financial reporting treatment is determined by the applicable measurement focus and basis of accounting. Measurement focus indicates the type of resources being measured such as current financial resources or economic resources. The basis of accounting indicates the timing of transactions or events for recognition in the financial statements.

The District-wide and fiduciary fund financial statements are reported using the economic resources measurement focus and the accrual basis of accounting. Revenues are recorded when earned and expenses are recorded at the time liabilities are incurred, regardless of when the related cash transaction takes place. Non-exchange transactions, in which the District gives or receives value without directly receiving or giving equal value in exchange, include property taxes, grants and donations. On an accrual basis, revenue from property taxes is recognized in the year for which the taxes are levied. Revenue from grants and donations is recognized in the year in which all eligibility requirements have been satisfied.

The governmental fund statements are reported using the current financial resources measurement focus and the modified accrual basis of accounting. Under this method, revenues are recognized when measurable and available. The District considers all revenues reported in the governmental funds to be available if the revenues are collected within 90 days after the end of the year.

Expenditures are recorded when the related fund liability is incurred, except for principal and interest on general long-term debt, claims and judgments, and compensated absences, which are recognized as expenditures to the extent they have matured. General capital asset acquisitions are reported as expenditures in governmental funds. Proceeds of general long-term debt and acquisitions under capital leases are reported as other financing sources.

E. Property Taxes

Real property taxes are levied annually by the Board of Education no later than September 1st and became a lien on August 26, 2022. Taxes were collected during the period September 6, 2022 through November 4, 2022.

The City of Beacon and Dutchess County enforce uncollected real property taxes. An amount representing all uncollected real property taxes must be transmitted by the City and Dutchess County to the District within two years from the return of unpaid taxes to the city. Real property taxes receivable expected to be collected within 60 days of year-end, less similar amounts collected during this period in the preceding year are recognized as revenue. Otherwise, deferred revenues offset real property taxes receivable.

BEACON CITY SCHOOL DISTRICT
BEACON, NEW YORK
NOTES TO FINANCIAL STATEMENTS
JUNE 30, 2023

NOTE 1. SUMMARY OF CERTAIN SIGNIFICANT ACCOUNTING POLICIES. (Continued)

F. Restricted Resources

When an expense is incurred for purposes for which both restricted and unrestricted Net Position are available, the District's policy concerning which to apply first varies with the intended use, and with associated legal requirements, many of which are described elsewhere in these Notes.

G. Interfund Transactions

The operations of the District include transactions between funds. These transactions may be temporary in nature, such as with interfund borrowings. The District typically loans resources between funds for the purpose of providing cash flow. These interfund receivables and payables are expected to be repaid within one year. Permanent transfers of funds include the transfer of expenditure and revenues to provide financing or other services.

In the district-wide statements, the amounts reported on the Statement of Net Position for interfund receivables and payables represent amounts due between different fund types (governmental activities and fiduciary funds). Eliminations have been made for all interfund receivables and payables between the funds, with the exception of those due from or to the fiduciary funds.

The governmental funds report all interfund transactions as originally recorded. Interfund receivables and payables may be netted on the accompanying governmental funds balance sheet when it is the District's practice to settle these amounts at a net balance based upon the right of legal offset.

Refer to Note 11 for a detailed disclosure by individual fund for interfund receivables, payables, expenditures and revenues activity.

H. Estimates

The preparation of financial statements in conformity with accounting principles generally accepted in the United States of America requires management to make estimates and assumptions that affect the reported amount of assets and liabilities and disclosure of contingent assets and liabilities at the date of the financial statements and the reported revenues and expenses during the reporting period. Actual results could differ from those estimates. Estimates and assumptions are made in a variety of areas, including computation of encumbrances, compensated absences, potential contingent liabilities and useful lives of long-lived assets.

BEACON CITY SCHOOL DISTRICT
BEACON, NEW YORK
NOTES TO FINANCIAL STATEMENTS
JUNE 30, 2023

NOTE 1. SUMMARY OF CERTAIN SIGNIFICANT ACCOUNTING POLICIES. (Continued)

I. Cash and Investments

The District's cash and cash equivalents consist of cash on hand, demand deposits, and short-term investments with original maturities of three months or less from date of acquisition.

New York State law governs the District's investment policies. Resources must be deposited in FDIC-insured commercial banks or trust companies located within the State. Permissible investments include obligations of the United States Treasury, United States Agencies, repurchase agreements and obligations of New York State or its localities.

Collateral is required for demand and time deposits and certificates of deposit not covered by FDIC insurance. Obligations that may be pledged as collateral are obligations of United States and its agencies and obligations of the State and its municipalities and Districts. Investments are stated at fair value, where applicable.

J. Accounts Receivable

Accounts receivable are shown gross, with uncollectible amounts recognized under the direct write-off method. No allowance for uncollectible accounts has been provided since it is believed that such allowance would not be material.

K. Inventories and Prepaid Items

Inventories of food in the School Lunch Fund are recorded at cost on a first-in, first-out basis, or in the case of surplus food, at stated value which approximates market. Purchases of inventoriable items in other funds are recorded as expenditures at the time of purchase, and are considered immaterial in amount. A reserve for these non-liquid assets has been recognized in the School Lunch Fund to signify that a portion of fund balance is not available for other subsequent expenditures.

Prepaid items represent payments made by the District for which benefits extend beyond year-end. These payments to vendors reflect costs applicable to future accounting periods and are recorded as prepaid items in both the district-wide and fund financial statements. These items are reported as assets on the statement of Net Position or balance sheet using the consumption method. A current asset for the prepaid amounts is recorded at the time of purchase and an expense/expenditure is reported in the year the goods or services are consumed.

L. Other Assets/Restricted Assets

Certain proceeds from serial bonds and bond anticipation notes, as well as resources set aside for their repayment are classified as restricted assets in the district-wide financial statements and their use is limited by applicable bond covenants.

BEACON CITY SCHOOL DISTRICT
BEACON, NEW YORK
NOTES TO FINANCIAL STATEMENTS
JUNE 30, 2023

NOTE 1. SUMMARY OF CERTAIN SIGNIFICANT ACCOUNTING POLICIES. (Continued)

M. Capital Assets

Capital assets are reported at cost for acquisitions. For assets acquired prior to June 30, 2002, estimated historical costs based on appraisals conducted by independent third-party professionals were used. Donated assets are reported at estimated fair market value at the time received.

Land and construction-in-process are not depreciated. Capitalization thresholds (the dollar value above which asset acquisitions are added to the capital asset accounts), depreciation methods, and estimated useful lives of capital assets reported in the District-wide statements are as follows:

	<u>Capitalization Threshold</u>	<u>Depreciation Method</u>	<u>Estimated Useful Life</u>
Land Improvements	\$ 5,000	Straight Line	50 years
Buildings and Improvements	5,000	Straight Line	50 years
Furniture and Equipment	5,000	Straight Line	5 - 20 years
Vehicles	5,000	Straight Line	5 - 20 years

N. Right to Use Assets

A right to use asset is a lessee's right to use an asset over the life of the lease. Right to use assets are reported at present value.

O. Deferred Outflows and Inflows of Resources

In addition to assets, the Statement of Net Position will sometimes report a separate section for deferred outflows of resources. This separate financial statement element, deferred outflows of resources, represents a consumption of net position that applies to a future period and so will not be recognized as an outflow of resources (expense/expenditure) until then. The District has three items that qualify for reporting in this category. The District reports deferred amounts on refunding in the Statement of Net Position as a deferred outflow of resources. A deferred amount on refunding results from the difference in the carrying value of refunded debt and its reacquisition price. This amount is deferred and amortized over the shorter of the life of the refunded or refunding debt. The second deferred outflow is related to pensions reported in the Statement of Net Position. For additional information on these deferred outflows related to pensions, See Note 10. The third deferred outflow is related to other postemployment benefits reported in the Statement of Net Position. For additional information on these deferred outflows related to other postemployment benefits, see Note 12.

In addition to liabilities, the statement of net position will sometimes report a separate section for deferred inflows of resources. This separate financial statement element, deferred inflows of resources, represents an acquisition of net position that applies to a future period(s) and so will not be recognized as an inflow of resources (revenue) until that time. The District has two items that qualify for reporting in this category. The District reports deferred inflows of resources in the Statement of Net Position related to pensions and other post-employment benefits reported in the district-wide statements.

BEACON CITY SCHOOL DISTRICT
BEACON, NEW YORK
NOTES TO FINANCIAL STATEMENTS
JUNE 30, 2023

NOTE 1. SUMMARY OF CERTAIN SIGNIFICANT ACCOUNTING POLICIES. (Continued)

P. Deferred and Unearned Revenue

The District reports deferred and unearned revenues on its Statement of Net Position and its Balance Sheet. Deferred revenues are reported when potential revenues do not meet both the measurable and available criteria for recognition in the current period. Unearned revenues arise when the District receives resources before it has legal claim to them, as when grant monies are received prior to incurring qualifying expenditures. In subsequent periods, when both recognition criteria are met, or when the District has legal claim to the resources, the deferred or unearned revenues are removed and revenues are recorded.

Q. Vested Employee Benefits

1. Compensated Absences

Compensated absences consist of unpaid accumulated annual sick leave, vacation, and sabbatical/personal time. Sick leave eligibility and accumulation is specified in negotiated labor contracts, and in individual employment contracts. Upon retirement, resignation or death, employees may contractually receive a payment based on unused accumulated sick leave.

District employees are granted vacation in varying amounts, based primarily on length of service and service position. Some earned benefits may be forfeited if not taken in varying time periods. Consistent with GASB Statement 16, Accounting for Compensated Absences, the liability has been calculated using the vesting/termination method and an accrual for that liability is included in the district-wide financial statements. The compensated absences liability is calculated based on the pay rates in effect at year-end.

In the funds statements, only the amount of matured liabilities is accrued within the General Fund based upon expendable and available financial resources. These amounts are expensed on a pay-as-you go basis.

2. Other Benefits

District employees participate in the New York State Employees' Retirement System and the New York State Teachers' Retirement System. District employees may choose to participate in the District's elective deferred compensation plans established under Internal Revenue Code Sections 403(b) and 457.

In addition to providing pension benefits, the District provides postemployment health insurance coverage and survivor benefits to retired employees and their survivors in accordance with the provisions of various employment contracts in effect at the time of retirement. Substantially all of the District's full-time employees may become eligible for these benefits if they reach normal retirement age while working for the District. Health care benefits are provided through plans whose premiums are based on the benefits paid during the year. The cost of providing post-retirement benefits is shared between the District and the retired employee. The District recognizes the cost of providing health insurance by recording its share of insurance premiums as an expenditure.

BEACON CITY SCHOOL DISTRICT
BEACON, NEW YORK
NOTES TO FINANCIAL STATEMENTS
JUNE 30, 2023

NOTE 1. SUMMARY OF CERTAIN SIGNIFICANT ACCOUNTING POLICIES. (Continued)

R. Short-Term Debt

The District may issue Revenue Anticipation Notes (RAN) and Tax Anticipation Notes (TAN), in anticipation of the receipt of revenues. These notes are recorded as a liability of the fund that will actually receive the proceeds from the issuance of the notes. The RAN's and TAN's represent a liability that will be extinguished by the use of expendable, available resources of the fund.

The District may issue budget notes up to an amount not to exceed 5% of the amount of the annual budget during any year for expenditures for which there is an insufficient or no provision made in the annual budget. The budget note must be repaid no later than the close of the second year succeeding the year in which the note was issued.

The District may issue Bond Anticipation Notes (BAN), in anticipation of proceeds from the subsequent sale of bonds. These notes are recorded as current liabilities of the funds that will actually receive the proceeds from the issuance of bonds. State law requires that BAN's issued for capital purposes are converted to long-term financing within five years after the original issue date.

The District may issue deficiency notes up to an amount not to exceed 5% of the amount of that same year's annual budget in any fund or funds arising from revenues being less than the amount estimated in the budget for that fiscal year. The deficiency notes may mature no later than the close of the fiscal year following the fiscal year in which they were issued. However, they may mature no later than the close of the second fiscal year after the fiscal year in which they were issued, if the notes were authorized and issued after the adoption of the budget for the fiscal year following the year in which they were issued.

S. Accrued Liabilities and Long-Term Obligations

Payables, accrued liabilities and long-term obligations are reported in the district-wide financial statements. In the governmental funds, payables and accrued liabilities are paid in a timely manner and in full from current financial resources. Claims and judgments, other postemployment benefits and compensated absences that will be paid from governmental funds, are reported as a liability in the funds financial statements only to the extent that they are due for payment in the current year. Bonds and other long-term obligations that will be paid from governmental funds are recognized as a liability in the fund financial statements when due.

Long-term obligations represent the District's future obligations or future economic outflows. The liabilities are reported as due in one year or due within more than one year in the Statement of Net Position.

BEACON CITY SCHOOL DISTRICT
BEACON, NEW YORK
NOTES TO FINANCIAL STATEMENTS
JUNE 30, 2023

NOTE 1. SUMMARY OF CERTAIN SIGNIFICANT ACCOUNTING POLICIES. (Continued)

T. Equity Classifications

1. District-wide Statements

In the district-wide statements there are three classes of Net Position:

Net Investment in capital assets - consists of net capital assets (cost less accumulated depreciation) reduced by outstanding balances of related debt obligations from the acquisition, constructions or improvements of those assets.

Restricted Net Position - reports Net Position when constraints placed on the position are either externally imposed by creditors (such as through debt covenants), grantors, contributors, or laws or regulations of other governments, or imposed by law through constitutional provisions or enabling legislation.

Unrestricted Net Position - reports all other Net Position that do not meet the definition of the above two classifications and are deemed to be available for general use by the District.

2. Funds Statements

In the fund statements there are five fund balance classifications:

Non-spendable: Includes amounts that cannot be spent because they are either (a) not in spendable form or (b) legally or contractually required to be maintained intact. Non-spendable fund balance includes inventory in the School Lunch Fund of \$71,128.

Restricted: Includes amounts with constraints placed on the use of resources either externally imposed by creditors, grantors, contributors or laws or regulations of other governments; or imposed by law through constitutional provisions or enabling legislation. All encumbrances of funds other than the General Fund are classified as restricted fund balance. The District has established the following reserves that have been included in restricted fund balance:

Capital Reserve

Capital Reserve (Education Law §3651) is used to pay the cost of any object or purpose for which bonds may be issued. The creation of a capital reserve fund requires authorization by a majority of the voters establishing the purpose of the reserve; the ultimate amount, its probable term and the source of the funds. Expenditure may be made from the reserve only for a specific purpose further authorized by the voters. The form for the required legal notice for the vote on establishing and funding the reserve and the form of the proposition to be placed on the ballot are set forth in §3651 of the Education Law. This reserve is accounted for in the General Fund.

BEACON CITY SCHOOL DISTRICT
BEACON, NEW YORK
NOTES TO FINANCIAL STATEMENTS
JUNE 30, 2023

NOTE 1. SUMMARY OF CERTAIN SIGNIFICANT ACCOUNTING POLICIES. (Continued)

T. Equity Classifications (Continued)

2. Funds Statements (Continued)

Insurance Reserve

Insurance Reserve is used to pay liability, casualty and other types of losses, except losses incurred for which the following types of insurance may be purchased: life, accident, health, annuities, fidelity and surety, credit, title residual value and mortgage guarantee. In addition, this reserve may not be used for any purpose for which a special reserve may be established pursuant to law (for example, for unemployment compensation insurance). The reserve may be established by Board action, and funded by budgetary appropriations, or such other funds as may be legally appropriated.

There is no limit on the amount that may be accumulated in the Insurance Reserve; however, the annual contribution to this reserve may not exceed the greater of \$33,000 or 5% of the budget. Settled or compromised claims up to \$25,000 may be paid from the reserve without judicial approval. The reserve is accounted for in the General Fund.

Tax Certiorari Reserve

Tax Certiorari Reserve (Education Law §3651.1-a) is used to establish a reserve fund for tax certiorari and to expend from the fund without voter approval. The monies held in the reserve shall not exceed the amount that might reasonably be deemed necessary to meet anticipated judgments and claims arising out of tax certiorari proceedings. Any resources deposited to the reserve which are not expended for tax certiorari proceedings in the year such monies are deposited must be returned to the General Fund on or before the first day of the fourth year after deposit of these monies. The reserve is accounted for in the General fund.

Employee Benefit Accrued Liability Reserve

Reserve for Employee Benefit Accrued Liability (GML §6-p) is used to reserve funds for the payment of accrued employee benefit due an employee upon termination of the employee's service. This reserve may be established by a majority vote of the Board, and is funded by budgetary appropriations and such other reserves and funds that may be legally appropriated. The reserve is accounted for in the General Fund.

Retirement Contribution Reserve

Retirement Contribution Reserve (GML §6-r) is used for the purpose of financing retirement contributions. The reserve must be accounted for separate and apart from all other funds and a detailed report of the operation and condition of the fund must be provided to the Board.

BEACON CITY SCHOOL DISTRICT
BEACON, NEW YORK
NOTES TO FINANCIAL STATEMENTS
JUNE 30, 2023

NOTE 1. SUMMARY OF CERTAIN SIGNIFICANT ACCOUNTING POLICIES. (Continued)

T. Equity Classifications (Continued)

2. Funds Statements (Continued)

Teachers Retirement Contribution Reserve

According to amendments to General Municipal Law §6-r, this reserve must be used to finance retirement contributions to the New York State Teachers Retirement System ("TRS") and/or offset all or some of the amount deducted from the moneys apportioned to the District from the state under Education Law § 521. The reserve must be accounted for separate and apart from all other funds and a detailed report of the operation and condition of the fund must be provided to the Board. This reserve is accounted for in the General Fund. The amount of moneys contributed annually to the TRS sub-fund cannot exceed 2% of the total compensation or salaries of all teachers employed by the district who are members of TRS paid during the immediately preceding fiscal year. Nor can the balance of the sub-fund exceed 10% of the total compensation or salaries of all teachers employed by the district who are members of TRS paid during the immediately preceding fiscal year.

Reserve for Debt Service

Mandatory Reserve for Debt Service (GML §6-l) is used to establish a reserve for the purpose of retiring the outstanding obligations upon the sale of District property or capital improvement that was financed by obligations that remain outstanding at the time of sale. The funding of the reserve is from the proceeds of the sale of District property or capital improvement. The reserve is accounted for in the Debt Service Fund.

Restricted fund balance at June 30, 2023 consisted of:

General Fund:

Capital Reserve	\$ 500,000	
Insurance Reserve	213,000	
Tax Certiorari Reserve	147,530	
Employee Benefit Accrued Liability Reserve	1,103,340	
Retirement Contribution - TRS Sub Fund	540,000	
Retirement Contribution Reserve	<u>726,511</u>	
		\$ 3,230,381

Special Aid Fund	362,621
School Lunch Fund	414,437
Debt Service Fund	2,712,022
Miscellaneous Special Revenue Fund	<u>176,704</u>
Total Restricted Fund Balance	<u><u>\$ 6,896,165</u></u>

BEACON CITY SCHOOL DISTRICT
BEACON, NEW YORK
NOTES TO FINANCIAL STATEMENTS
JUNE 30, 2023

NOTE 1. SUMMARY OF CERTAIN SIGNIFICANT ACCOUNTING POLICIES. (Continued)

T. Equity Classifications (Continued)

2. Funds Statements (Continued)

Committed: Includes amounts that can only be used for specific purposes pursuant to constraints imposed by formal action of the Board of Education. The District did not classify any of its fund balances as committed as of June 30, 2023.

Assigned: Includes amounts that are constrained by the District's intent to be used for specific purposes, but are neither restricted nor committed. The purpose of the constraint must be narrower than the purpose of the general fund, and in funds other than the general fund, assigned fund balance represents the residual amount of fund balance. Assigned fund balance also includes an amount appropriated to partially fund the subsequent year's budget, as well as encumbrances not classified as restricted at the end of the year.

Unassigned: Includes fund balance that has not been assigned to other funds and that has not been restricted, committed, or assigned to specific purposes within the General Fund. In other governmental funds, if expenditures incurred for specific purposes exceeded the amounts restricted, committed, or assigned to those purposes, negative unassigned fund balance is reported.

Order of Use of Fund Balance:

The District considers restricted amounts to have been spent when an expenditure is incurred for purposes for which both restricted and unrestricted fund balance is available. The District considers that committed amounts are reduced first, followed by assigned amounts, and then unassigned amounts when expenditures are incurred for purposes for which amounts in any of those unrestricted fund balance classifications can be used.

Limitation on Unexpended Surplus Funds:

NYS Real Property Tax Law §1318 limits the amount of unexpended surplus funds the District can retain to no more than 4% of the District's General Fund budget for the ensuing year. Non-spendable and restricted fund balance of the General Fund are excluded from the 4% limitation. Amounts appropriated for the subsequent year and encumbrances are also excluded from the 4% limitation.

BEACON CITY SCHOOL DISTRICT
BEACON, NEW YORK
NOTES TO FINANCIAL STATEMENTS
JUNE 30, 2023

NOTE 1. SUMMARY OF CERTAIN SIGNIFICANT ACCOUNTING POLICIES. (Continued)

U. New Accounting Standards

GASB has issued Statement 91, *Conduit Debt Obligations*, which will provide a single method of reporting conduit debt obligations by issuers and eliminate diversity in practice associated with (1) commitments extended by issuers, (2) arrangements associated with conduit debt obligations, and (3) related note disclosures. This Statement achieves those objectives by clarifying the existing definition of a conduit debt obligation; establishing that a conduit debt obligation is not a liability of the issuer; establishing standards for accounting and financial reporting of additional commitments and voluntary commitments extended by issuers and arrangements associated with conduit debt obligations; and improving required note disclosures. The District has implemented GASB Statement 91, as required.

GASB Statement No. 94, *Public-Private and Public-Public Partnerships and Availability Payment Arrangements*, which will improve financial reporting by establishing the definitions of public-public partnership arrangements (PPPs) and availability payment arrangements (APAs) and providing uniform guidance on accounting and financial reporting for transactions that meet those definitions. This Statement will enhance the decision usefulness of a government's financial statements by requiring governments to report assets and liabilities related to PPPs consistently and disclose important information about PPP transactions. The required disclosures will allow users to understand the scale and important aspects of a government's PPPs and evaluate a government's future obligations and assets resulting from PPPs. The District has implemented GASB Statement 94, as required.

GASB Statement No. 96, *Subscription-Based Information Technology Arrangements*, which will improve financial reporting by establishing a definition for subscription-based information technology arrangements (SBITAs) and providing uniform guidance for accounting and financial reporting for transactions that meet that definition. Establishing the capitalization criteria for implementation costs also will reduce diversity and improve comparability in financial reporting by governments. This Statement also will enhance the relevance and reliability of a government's financial statements by requiring a government to report a subscription asset and subscription liability for a SBITA and to disclose essential information about the arrangement. The disclosures will allow users to understand the scale and important aspects of a government's SBITA activities and evaluate a government's obligations and assets resulting from SBITAs. The District has implemented GASB Statement 96, as required.

GASB has issued Statement 98, *The Annual Comprehensive Financial Report*, this Statement establishes the term annual comprehensive financial report and its acronym ACFR. That new term and acronym replace instances of comprehensive annual financial report and its acronym in generally accepted accounting principles for state and local governments. This Statement was developed in response to concerns raised by stakeholders that the common pronunciation of the acronym for comprehensive annual financial report sounds like a profoundly objectionable racial slur. This Statement's introduction of the new term is founded on a commitment to promoting inclusiveness. The District has implemented GASB Statement 98, as required.

BEACON CITY SCHOOL DISTRICT
BEACON, NEW YORK
NOTES TO FINANCIAL STATEMENTS
JUNE 30, 2023

NOTE 1. SUMMARY OF CERTAIN SIGNIFICANT ACCOUNTING POLICIES. (Continued)

U. New Accounting Standards (Continued)

GASB has issued Statement 99, *Omnibus 2022*, the objectives of this Statement are to enhance comparability in accounting and financial reporting and to improve the consistency of authoritative literature by addressing (1) practice issues that have been identified during implementation and application of certain GASB Statements and (2) accounting and financial reporting for financial guarantees. The District has implemented paragraphs 11-25 of Statement 99, as required.

V. Future Changes in Accounting Standards

GASB has issued Statement 99, *Omnibus 2022*, the objectives of this Statement are to enhance comparability in accounting and financial reporting and to improve the consistency of authoritative literature by addressing (1) practice issues that have been identified during implementation and application of certain GASB Statements and (2) accounting and financial reporting for financial guarantees. The District is currently studying paragraphs 4-10 of the Statement and plans to adopt it when required, which will be for the June 30, 2024 financial statements.

GASB has issued Statement 100, *Accounting Changes and Error Corrections-An Amendment of GASB Statement No. 62*, the primary objective of this Statement is to enhance accounting and financial reporting requirements for accounting changes and error corrections to provide more understandable, reliable, relevant, consistent, and comparable information for making decisions or assessing accountability. The District is currently studying the Statement and plans to adopt it when required, which will be for the June 30, 2024 financial statements.

GASB has issued Statement 101, *Compensated Absences*, the objective of this Statement is to better meet the information needs of financial statement users by updating the recognition and measurement guidance for compensated absences. That objective is achieved by aligning the recognition and measurement guidance under a unified model and by amending certain previously required disclosures. The District is currently studying the Statement and plans to adopt it when required, which will be for the June 30, 2025 financial statements.

BEACON CITY SCHOOL DISTRICT
BEACON, NEW YORK
NOTES TO FINANCIAL STATEMENTS
JUNE 30, 2023

NOTE 2. EXPLANATION OF CERTAIN DIFFERENCES BETWEEN GOVERNMENTAL FUND STATEMENTS AND DISTRICT-WIDE STATEMENTS.

Due to the differences in the measurement focus and basis of accounting used in the governmental fund statements and the district-wide statements, certain financial transactions are treated differently. The basic financial statements contain a full reconciliation of these items. The differences result primarily from the economic focus of the Statement of Activities, compared with the current financial resources focus of the governmental funds.

A. Total Fund Balances of Governmental Funds vs. Net Position of Governmental Activities:

Total fund balances of the District's governmental funds differ from "Net Position" of governmental activities reported in the Statement of Net Position. This difference primarily results from the additional long-term economic focus of the Statement of Net Position versus the solely current financial resources focus of the governmental fund Balance Sheets.

1. The costs of building and acquiring capital assets (land, buildings and equipment) financed from the governmental funds are reported as expenditures in the year they are incurred, and the assets do not appear on the Balance Sheet. However, the Statement of Net Position includes those capital assets among the assets of the District as a whole, with their original costs capitalized and depreciation expensed annually over their useful lives. The balances at June 30, 2023 were as follows:

Original Cost of Capital Assets	\$ 121,606,868
Accumulated Depreciation	(51,732,337)
	<u>\$ 69,874,531</u>

2. The cost of right to use assets (equipment) financed from governmental funds are reported as expenditures in the year they are incurred, and the assets do not appear on the balance sheet. However, the Statement of Net Position includes those right to use assets among the assets of the District as a whole, with the present value capitalized and amortization expensed annually over the period of use. The balances at June 30, 2023 are as follows:

Original Cost of Right to Use Assets	\$ 2,617,349
Accumulated Amortization	(1,444,332)
	<u>\$ 1,173,017</u>

BEACON CITY SCHOOL DISTRICT
BEACON, NEW YORK
NOTES TO FINANCIAL STATEMENTS
JUNE 30, 2023

NOTE 2. EXPLANATION OF CERTAIN DIFFERENCES BETWEEN GOVERNMENTAL FUND STATEMENTS AND DISTRICT-WIDE STATEMENTS. (Continued)

A. Total Fund Balances of Governmental Funds vs. Net Position of Governmental Activities:
(Continued)

3. In the Statement of Net Position, a liability is recognized for the District's proportionate share of the net pension liability attributable to each defined benefit pension plan in which the District participates. A net pension liability is measured as the proportionate share of the portion of the actuarial present value of projected benefit payments that is attributed to past periods of employee service (proportionate share of total pension liability), net of the proportionate share of that pension plan's fiduciary net position. If a pension plan's fiduciary net position exceeds its total pension liability, the District's proportionate share of the pension plan's net pension asset is recognized. Also, deferred outflows and inflows of resources related to pensions primarily result from contributions subsequent to the measurement date, as well as changes in the components of the net pension liability or asset. However, none of these amounts are included on the Balance Sheet as they are only recognized to the extent the pension liability is normally expected to be liquidated with expendable available financial resources. These balances at June 30, 2023 were as follows:

Deferred Outflows of Resources - Pensions	\$ 20,215,704
Net Pension Liability - Proportionate Share	(7,620,082)
Deferred Inflows of Resources - Pensions	(1,892,282)
	<u>\$ 10,703,340</u>

4. Because the governmental funds focus on short-term financing, some assets will not be available to pay for current-period expenditures. Those assets (for example, receivables) are offset by deferred revenue in the governmental funds, and thus are not included in fund balance. They are however, included in the net position of the governmental activities.

Adjustments of Deferred Revenue	<u>\$ (2,432,508)</u>
---------------------------------	-----------------------

5. Interest is accrued in the Statement of Net Position, regardless of when it is due. This liability does not appear on the Balance Sheet because interest is expended when it is due, and thus requires the use of current financial resources. This liability at June 30, 2023 was as follows:

Accrued Interest	<u>\$ 279,401</u>
------------------	-------------------

BEACON CITY SCHOOL DISTRICT
BEACON, NEW YORK
NOTES TO FINANCIAL STATEMENTS
JUNE 30, 2023

NOTE 2. EXPLANATION OF CERTAIN DIFFERENCES BETWEEN GOVERNMENTAL FUND STATEMENTS AND DISTRICT-WIDE STATEMENTS. (Continued)

A. Total Fund Balances of Governmental Funds vs. Net Position of Governmental Activities:
(Continued)

6. Long-term liabilities reported in the Statement of Net Position, but not in the Balance Sheet, because the liabilities are not due and payable in the current period. The balances at June 30, 2023 were as follows:

Bonds Payable	\$ 20,420,000
Deferred Premium on Refunding	2,161,957
Installment Purchase Debt	2,111,276
Compensated Absences	1,337,117
Lease Liability	167,938
Other Postemployment Benefits	154,576,882
	<u>\$ 180,775,170</u>

B. Statement of Revenues, Expenditures and Changes in Fund Balance vs. Statement of Activities:

Differences between the governmental funds Statement of Revenues, Expenditures and Changes in Fund Balance and the Statement of Activities fall into one of five broad categories. The amounts shown below represent:

1. Long-Term Revenue Differences

Long-term revenue differences arise because governmental funds report revenues only when they are considered "available", whereas the Statement of Activities reports revenues when earned. Differences in long-term expenses arise because governmental funds report on a modified accrual basis, whereas the accrual basis of accounting is used on the Statement of Activities.

2. Capital Related Differences

Capital related differences include the difference between proceeds for the sale of capital assets reported on governmental fund statements and the gain or loss on the sale of assets as reported on the Statement of Activities, and the difference between recording an expenditure for the purchase of capital items in the governmental fund statements and depreciation expense on those items as recorded in the Statement of Activities.

3. Long-Term Debt Transaction Differences

Long-term debt transaction differences occur because both interest and principal payments are recorded as expenditures in the governmental fund statements, whereas interest payments are recorded in the Statement of Activities as incurred, and principal payments are recorded as a reduction of liabilities in the Statement of Net Position.

BEACON CITY SCHOOL DISTRICT
BEACON, NEW YORK
NOTES TO FINANCIAL STATEMENTS
JUNE 30, 2023

NOTE 2. EXPLANATION OF CERTAIN DIFFERENCES BETWEEN GOVERNMENTAL FUND STATEMENTS AND DISTRICT-WIDE STATEMENTS. (Continued)

B. Statement of Revenues, Expenditures and Changes in Fund Balance vs. Statement of Activities:
(Continued)

4. Pension Plan Transaction Differences

Pension plan transaction differences occur as a result of changes in the District's proportion of the collective net pension asset/liability and differences between the District's contributions and its proportionate share of the total contributions to the pension systems.

5. Other Postemployment Benefit (OPEB) Related Differences

OPEB differences occur as a result of changes in the District's total OPEB liability and differences between the District's contributions and OPEB expense.

Explanation of Differences between Governmental Funds Operating Statement
and the Statement of Activities

Total Revenues and Other Funding Sources

Total revenues and other funding sources reported in governmental funds (Schedule 5)	\$ 92,260,347
Because some revenue will not be collected for several months after the District's fiscal year-end, they are not considered as "available" revenues in the governmental funds. However, they are considered to be earned in the Statement of Activities. This is the amount by which the revenues recognized in the statement of activities this year were greater than in the previous year.	514,969
Upon disposition of assets totaling \$2,248,532 the cost exceeded the accumulated depreciation of \$2,248,471.	(61)
Repayment of BANs is reported as revenue in the governmental funds, but is recorded as a liability in the Statement of Net Position and does not affect the Statement of Activities.	(345,000)
Bond refunding premiums are reported as financing sources in governmental funds and thus contribute to the change in fund balance. In the government - wide statements, however, issuing debt increases long-term liabilities in the statement of net assets and does not affect the statement of activities.	(840,902)
Proceeds from current refunding is a revenue in the governmental funds, but increases liabilities in the Statement of Net Position, and does not affect the Statement of Activities .	<u>(8,640,000)</u>
Total revenues in the Statement of Activities (Schedule 2)	<u>\$ 82,949,353</u>

BEACON CITY SCHOOL DISTRICT
BEACON, NEW YORK
NOTES TO FINANCIAL STATEMENTS
JUNE 30, 2023

NOTE 2. EXPLANATION OF CERTAIN DIFFERENCES BETWEEN GOVERNMENTAL FUND STATEMENTS AND DISTRICT-WIDE STATEMENTS. (Continued)

B. Statement of Revenues, Expenditures and Changes in Fund Balance vs. Statement of Activities (Continued):

Explanation of Differences between Governmental Funds Operating Statement
and the Statement of Activities (Continued)

Total Expenditures & Other Uses/Expenses

Total expenditures and other uses reported in governmental funds (Schedule 5) \$ 94,561,385

When the purchase or construction of capital assets is financed through governmental funds, the resources expended for those assets are reported as expenditures in the years they are incurred. However, in the Statement of Activities, the cost of those assets is allocated over their estimated useful lives and reported as depreciation expense. This is the amount by which capital expenditures of \$2,754,079 were more than depreciation of \$2,509,768 in the current year. (244,311)

When the lease of right to use assets are financed through governmental funds, the resources expended for those assets are reported as expenditures in the years they are paid for. However, in the Statement of Activities, the present value of those assets is capitalized and the expense is allocated over the period of use and reported as amortization expense. This is the amount by which amortization of \$486,679 was more than the present value of the right of use assets of \$303,050 purchased in the current year. 183,629

In the Statement of Activities, certain operating expenses (compensated absences and special termination benefits) are measured by the amounts earned during the year. In the governmental funds, however, expenditures for these items are measured by the amount of financial resources used (essentially, the amounts actually paid). This is the amount by which compensated absences incurred were less than the amounts paid or payable during the year. 85,341

In the Statement of Activities, the expense for other postemployment benefits (OPEB) includes changes in the OPEB liability such as service cost, interest cost and changes in benefit terms, as well as amortization of deferred outflows of resources and deferred inflows of resources related to OPEB. In the governmental funds, however, OPEB expenditures are measured by the amount of financial resources used (essentially the amounts actually paid). This is the amount by which the OPEB expense in the Statement of Activities exceeded the amount of financial resources used during the year. 3,886,017

BEACON CITY SCHOOL DISTRICT
BEACON, NEW YORK
NOTES TO FINANCIAL STATEMENTS
JUNE 30, 2023

NOTE 2. EXPLANATION OF CERTAIN DIFFERENCES BETWEEN GOVERNMENTAL FUND STATEMENTS AND DISTRICT-WIDE STATEMENTS. (Continued)

B. Statement of Revenues, Expenditures and Changes in Fund Balance vs. Statement of Activities (Continued):

Explanation of Differences between Governmental Funds Operating Statement
and the Statement of Activities (Continued)

Total Expenditures and Other Uses/Expenses (Continued)

Interest payable is recognized as an accrued liability in the entity wide statements under full accrual accounting whereas it is not under the governmental fund statements. This is the amount by which interest payable this year was less than the interest payable last year.	(56,904)
Premiums and discounts on long-term debt issuances, bond issuance costs and deferred amounts from debt refundings are recognized in the fiscal year in which the transactions occur in the governmental fund statements. These amounts are amortized in the Statement of Activities This is the amount that was amortized during the fiscal year.	(252,978)
Cost for issuance of advanced refunded bonds are not recognized in the Statement of Activities. The amounts are fully recognized as an expense in the Governmental Fund Statements.	(9,257,194)
In the Statement of Activities , pension expense related to ERS and TRS defined benefit pension plans is measured as the change in the District's proportionate shares of the net pension assets and liabilities as of the measurement dates for each plan. In the governmental funds however, these expenditures are recognized equal to the total of (1) amounts paid by the employer to the pension plan and (2) the change between the beginning and ending balances of amounts normally expected to be liquidated with expendable available financial resources. This is the amount by which pension expense exceeded the amount of financial resources expended during the year.	1,557,471
Payment of lease principle is an expenditure in the governmental funds, but reduces liabilities in the Statement of Net Position, and does affect the Statement of Activities.	(137,546)
Repayment of bond and installment debt principal is an expenditure in the governmental funds, but reduces liabilities in the Statement of Net Assets, and does not affect the Statement of Activities	<u>(3,737,163)</u>
Total expenses in the Statement of Activities (Schedule 2)	<u><u>\$ 86,587,747</u></u>

BEACON CITY SCHOOL DISTRICT
BEACON, NEW YORK
NOTES TO FINANCIAL STATEMENTS
JUNE 30, 2023

NOTE 3. STEWARDSHIP AND COMPLIANCE.

A. Budgets

The District administration prepares a proposed budget for approval by the Board of Education for the following governmental funds for which legal (appropriated) budgets are adopted:

The voters of the District approved the proposed appropriation budget for the General Fund. Appropriations are adopted at the program line item level.

Appropriations established by the adoption of the budget constitute a limitation on expenditures (and encumbrances) that may be incurred. Appropriations lapse at the end of the year unless expended or encumbered. Encumbrances will lapse if not expended in the subsequent year. Appropriations authorized for the current year are increased by the planned use of specific reserves, and budget amendments approved the Board of Education as a result of selected new revenue sources not included in the original budget (when permitted by law). These Supplemental appropriations may occur subject to legal restrictions, if the Board approves them because of a need that exists which was not determined at the time the budget was adopted. Supplemental appropriations that occurred during the year are shown on Supplemental Schedule #5.

Budgets are adopted annually on a basis consistent with GAAP. Appropriations authorized for the year are increased by the amount of encumbrances carried forward from the prior year.

The General Fund is the only fund with a legally approved budget for the fiscal year ended June 30, 2023.

Budgets are established and used for individual capital project funds expenditures as approved by a special referendum of the District's voters. The maximum project amount authorized is based primarily upon the cost of the project, plus any requirements for external borrowings, not annual appropriations. These budgets do not lapse and are carried over to subsequent years until the completion of the projects.

B. Encumbrances

Encumbrance accounting is used for budget control and monitoring purposes and is reported as a part of the governmental funds. Under this method, purchase orders, contracts and other commitments for the expenditure of monies are recorded to reserve applicable appropriations. Outstanding encumbrances as of year-end are presented as restrictions or assignments of fund balance and do not represent expenditures or liabilities. These commitments will be honored in the subsequent period. Related expenditures are recognized at that time, as the liability is incurred or the commitment is paid.

BEACON CITY SCHOOL DISTRICT
BEACON, NEW YORK
NOTES TO FINANCIAL STATEMENTS
JUNE 30, 2023

NOTE 3. STEWARDSHIP AND COMPLIANCE. (Continued)

C. Other Stewardship and Compliance Matters

The Districts fund balance subject to New York State Real Property Tax Law §1318 limit, which restricts it to an amount not greater than 4% of the District's budget for the upcoming school year, was in excess of the 4% limitation. The District plans to review health and safety issues within the District and make budgetary adjustments where necessary to address this issue.

NOTE 4. CASH - CUSTODIAL CREDIT, CONCENTRATION OF CREDIT, INTEREST RATE, FOREIGN CURRENCY RISKS AND INVESTMENT POOL.

Custodial credit risk is the risk that in the event of a bank failure, the District's deposits may not be returned to it. While the District does not have a specific policy for custodial credit risk, New York State statutes govern the District's investment policies, as discussed previously in these Notes. The District's aggregate bank balances (disclosed in the financial statements), included balances not covered by depository insurance at year-end, collateralized as follows:

Uncollateralized	\$ 0.
Collateralized with securities held by the pledging financial institution, or its trust department or agent, but not in the District's name	\$ 24,470,922

Restricted cash represents cash and cash equivalents where use is limited by legal requirements. These assets represent amounts required by statute to be reserved for various purposes. Restricted cash as of year-end includes \$6,896,165 within the governmental funds.

The District does not typically purchase investments for long enough duration to cause it to believe that it is exposed to any material interest rate risk. The District also does not typically purchase investments denominated in a foreign currency, and is not exposed to foreign currency risk.

The District participates in a multi-municipal cooperative investment pool agreements pursuant to New York State General Municipal Law Article 5-G, §119-O, whereby it holds a portion of the investments in cooperation with other participants. The investments are highly liquid and are considered to be cash equivalents.

Total investments of the NYClass cooperative as of year-end are \$4,221,756,185, which consisted of \$1,151,932,926 in repurchase agreements, \$2,138,028,618 in U.S. Treasury Bills, \$90,053,060 in U. S. Treasury Securities and \$841,741,581 in collateralized bank deposits all with various interest rate and due dates.

Total investments of the New York Liquid Asset Fund cooperative as of year-end are \$534,631,412, which consisted of \$265,100,000 in repurchase agreements, \$171,432,733 in Bank Products, \$97,894,448 in U. S. Treasury/Agency Securities and \$204,231 in cash & equivalents all with various interest rate and due dates.

BEACON CITY SCHOOL DISTRICT
BEACON, NEW YORK
NOTES TO FINANCIAL STATEMENTS
JUNE 30, 2023

NOTE 4. CASH - CUSTODIAL CREDIT, CONCENTRATION OF CREDIT, INTEREST RATE, FOREIGN CURRENCY RISKS AND INVESTMENT POOL. (Continued)

The following amounts invested in this cooperative are included as unrestricted and restricted cash:

<u>Fund</u>	<u>Bank Balance</u>	<u>Carrying Amount</u>
General Fund	\$ 9,919,726	\$ 9,919,726

The above amounts represent the cost of the investment pool shares, and are considered to approximate market value. The investment pool is categorically exempt from the New York State collateral requirements. Additional information concerning the cooperative is presented in the annual report of Cooperative Liquid Assets Securities System – New York (NYClass) and the New York Liquid Asset Fund (NYLAF).

NOTE 5. CAPITAL ASSETS.

Capital asset balances and activity for the year ended June 30, 2023, were as follows:

	<u>Beginning Balance</u>	<u>Additions</u>	<u>Retirements/ Reclassifications</u>	<u>Ending Balance</u>
Governmental activities:				
Capital assets that are not depreciated:				
Land	\$ 3,852,640	\$ 0	\$ 0	\$ 3,852,640
Construction in Progress	2,730,938	2,082,932	0	4,813,870
Total Nondepreciable Assets	<u>6,583,578</u>	<u>2,082,932</u>	<u>0</u>	<u>8,666,510</u>
Capital assets that are depreciated:				
Land Improvements	628,262	0	0	628,262
Buildings and Improvements	102,992,762	0	0	102,992,762
Furniture & Equipment	3,822,292	73,410	(5,019)	3,890,683
Vehicles	7,074,428	597,736	(2,243,513)	5,428,651
Total Depreciable Assets	<u>114,517,744</u>	<u>671,146</u>	<u>(2,248,532)</u>	<u>112,940,358</u>
Less: Accumulated Depreciation	<u>(51,471,040)</u>	<u>(2,509,768)</u>	<u>2,248,471</u>	<u>(51,732,337)</u>
Capital Assets, Net	<u>\$ 69,630,282</u>	<u>\$ 244,310</u>	<u>\$ (61)</u>	<u>\$ 69,874,531</u>

BEACON CITY SCHOOL DISTRICT
BEACON, NEW YORK
NOTES TO FINANCIAL STATEMENTS
JUNE 30, 2023

NOTE 5. CAPITAL ASSETS. (Continued)

Depreciation expense was charged to governmental functions as follows:

General Support	\$ 25,098
Instruction	2,158,400
Transportation	301,172
Cost of Sales	<u>25,098</u>
Total Depreciation	<u><u>\$ 2,509,768</u></u>

NOTE 6. RIGHT TO USE ASSETS.

Right to use asset balances and activity for the year ended June 30, 2023, were as follows:

	<u>Beginning Balance</u>	<u>Additions</u>	<u>Retirements/ Reclassifications</u>	<u>Ending Balance</u>
Governmental activities:				
Right to use assets that are amortized:				
Equipment	\$ 2,314,299	303,050	\$ 0	2,617,349
Less: Accumulated Amortization	<u>(957,653)</u>	<u>(486,679)</u>	<u>0</u>	<u>(1,444,332)</u>
Right to Use Assets, Net	<u><u>\$ 1,356,646</u></u>	<u><u>\$ (183,629)</u></u>	<u><u>\$ 0</u></u>	<u><u>\$ 1,173,017</u></u>
 General Support	 \$ 4,867			
Instruction	438,011			
Transportation	<u>43,801</u>			
Total Amortization	<u><u>\$ 486,679</u></u>			

NOTE 7. SHORT-TERM DEBT.

Transactions in short-term debt for the year are summarized below:

	<u>Beginning Balance</u>	<u>Issued</u>	<u>Paid/ Redeemed</u>	<u>Ending Balance</u>
BAN maturing 06/17/23	\$ 90,000	\$ 0	\$ 90,000	\$ 0
BAN maturing 06/17/23	150,000	0	150,000	0
BAN maturing 06/17/24	320,000	0	105,000	215,000
BAN maturing 06/14/24	0	529,296	0	529,296
BAN maturing 06/14/24	<u>0</u>	<u>10,250,000</u>	<u>0</u>	<u>10,250,000</u>
Total Short-Term Debt	<u><u>\$ 560,000</u></u>	<u><u>\$ 10,779,296</u></u>	<u><u>\$ 345,000</u></u>	<u><u>\$ 10,994,296</u></u>

Interest on short-term debt for the year was composed of:

Interest Expense	<u><u>\$ 16,754</u></u>
------------------	-------------------------

BEACON CITY SCHOOL DISTRICT
BEACON, NEW YORK
NOTES TO FINANCIAL STATEMENTS
JUNE 30, 2023

NOTE 8. LONG-TERM LIABILITIES.

Long-term liability balances and activity for the year are summarized below:

	Beginning Balance	Issued	Paid/ Redeemed	Ending Balance	Amounts Due Within One Year
Governmental Activities:					
Bonds and Notes Payable:					
Bonds Payable	\$ 24,205,000	\$ 8,640,000	\$ 12,425,000	\$ 20,420,000	\$ 3,190,000
Deferred Amount on Refunding	1,637,193	840,902	316,138	2,161,957	341,486
Installment Purchase Debt	2,363,438	0	252,162	2,111,276	258,687
Total Bonds and Notes Payable	28,205,631	9,480,902	12,993,300	24,693,233	3,790,173
Other Liabilities:					
Compensated Absences	1,251,776	1,337,117	1,251,776	1,337,117	0
Leases Payable	305,484	0	137,546	167,938	40,423
Other Postemployment Benefits	154,244,052	4,265,115	3,932,285	154,576,882	0
Net Pension Liability Proportionate Share	0	7,620,082	0	7,620,082	0
Total Other Liabilities	155,801,312	13,222,314	5,321,607	163,702,019	40,423
Total Long-Term Liabilities	\$ 184,006,943	\$ 22,703,216	\$ 18,314,907	\$ 188,395,252	\$ 3,830,596

At June 30, 2023, the deferred amount on refunding includes unamortized premiums of \$2,161,957. This amount is being amortized over the life of the debt issuance to which it relates.

Existing serial bond and installment purchase obligations are as follows:

Description of Issue	Issue Date	Final Maturity	Interest Rate	Balance
Serial Bonds	Various	Various	Various	\$ 20,420,000
Installment Purchase Debt	Various	Various	Various	2,111,276
				<u>\$ 22,531,276</u>

BEACON CITY SCHOOL DISTRICT
BEACON, NEW YORK
NOTES TO FINANCIAL STATEMENTS
JUNE 30, 2023

NOTE 8. LONG-TERM LIABILITIES. (Continued)

The following is a summary of maturing debt service requirements:

<u>For the Year Ended June 30,</u>	<u>Bonds and Notes Payable</u>	
	<u>Principal</u>	<u>Interest</u>
2024	\$ 3,448,687	\$ 736,735
2025	2,980,380	620,629
2026	2,842,247	524,370
2027	2,549,292	418,880
2028	2,501,518	320,747
2029 - 2033	2,608,932	256,484
2034 - 2037	5,600,220	317,579
TOTAL	<u>\$ 22,531,276</u>	<u>\$ 3,195,424</u>

Interest on long-term debt for the year was composed of:

Interest paid	894,516
Less: Interest accrued in the prior year	(336,305)
Amortization of premiums, deferred amounts on refunding and bond issue costs.	(252,978)
Plus: Interest accrued in the current year	<u>279,401</u>
Total interest expense	<u>\$ 584,634</u>

BEACON CITY SCHOOL DISTRICT
BEACON, NEW YORK
NOTES TO FINANCIAL STATEMENTS
JUNE 30, 2023

NOTE 9. LEASES.

Lease agreements are summarized as follows:

Description	Date	Payment Terms	Payment Amount	Interest Rate	Total Lease Liability	Balance June 30, 2023
NYCOMCo	1/1/2018	60 months	\$ 1,862	3.00%	\$ 103,884	\$ -
BOCES IPA#53	7/2/2019	48 months	8,024	2.41%	368,540	8,010
NYCOMCo	3/1/2022	72 months	3,064	3.00%	202,167	159,928
						<u>\$ 167,938</u>

The District leased IT equipment through Dutchess BOCES. This lease is paid over a four year period. The interest rate is based on the interest rate at the commencement of the lease.

Annual requirements to amortize long-term obligations and related interest are as follow:

For the Year Ended June 30,	Leases Payable	
	Principal	Interest
2024	\$ 40,423	\$ 4,369
2025	33,399	3,369
2026	34,415	2,353
2027	35,462	1,306
2028	24,239	273
TOTAL	<u>\$ 167,938</u>	<u>\$ 11,670</u>

NOTE 10. PENSION PLANS.

Employees' Retirement System Plan Description

The District participates in the New York State and Local Employees' Retirement System (ERS). ERS and the New York State and Local Police and Fire Retirement System (PFRS) are collectively referred to as New York State and Local Retirement System (the ERS System). These are cost-sharing multiple-employer defined benefit retirement systems. The net position of the ERS System is held in the New York State Common Retirement Fund (the Fund), which was established to hold all assets and record changes in fiduciary net position allocated to the ERS System. The Comptroller of the State of New York serves as the trustee of the Fund and is the administrative head of the ERS System. The Comptroller is an elected official determined in a direct statewide election and serves a four-year term. Thomas P. DiNapoli has served as Comptroller since February 7, 2007. In November, 2022, he was elected for a new term commencing January 1, 2023. System benefits are established under the provisions of the New York State Retirement and Social Security Law (RSSL). Once a public employer elects to participate in the System, the election is

BEACON CITY SCHOOL DISTRICT
BEACON, NEW YORK
NOTES TO FINANCIAL STATEMENTS
JUNE 30, 2023

NOTE 10. PENSION PLANS. (Continued)

irrevocable. The New York State Constitution provides that pension membership is a contractual relationship and plan benefits cannot be diminished or impaired. Benefits can be changed for future members only by enactment of a State statute. The District also participates in the Public Employees' Group Life Insurance Plan (GLIP), which provides death benefits in the form of life insurance. The System is included in the State's financial report as a pension trust fund. Separately issued financial statements for the System can be accessed on the Comptroller's website at www.osc.state.ny.us/retire/about_us/financial_statements_index.php.

Teachers' Retirement System Plan Description

The New York State Teachers Retirement System (the TRS System) was created and exists pursuant to Article 11 of the New York State Education Law. The System is the administrator of a cost-sharing, multiple-employer public employee retirement system (PERS), administered by a 10-member Board to provide pension and ancillary benefits to teachers employed by participating employers in the State of New York, excluding New York City. For additional Plan information please refer to the NYSTRS Comprehensive Annual Financial Report which can be found on the System's website located at www.nystrs.org.

ERS Benefits Provided

The ERS System provides retirement benefits as well as death and disability benefits.

Tiers 1 and 2

Eligibility: Tier 1 members, with the exception of those retiring under special retirement plans, must be at least age 55 to be eligible to collect a retirement benefit. There is no minimum service requirement for Tier 1 members. Tier 2 members, with the exception of those retiring under special retirement plans, must have five years of service and be at least age 55 to be eligible to collect a retirement benefit. The age at which full benefits may be collected for Tier 1 is 55, and the full benefit age for Tier 2 is 62.

Benefit Calculation: Generally, the benefit is 1.67 percent of final average salary for each year of service if the member retires with less than 20 years. If the member retires with 20 or more years of service, the benefit is 2 percent of final average salary for each year of service. Tier 2 members with five or more years of service can retire as early as age 55 with reduced benefits. Tier 2 members age 55 or older with 30 or more years of service can retire with no reduction in benefits. As a result of Article 19 of the RSSL, Tier 1 and Tier 2 members who worked continuously from April 1, 1999 through October 1, 2000 received an additional month of service credit for each year of credited service they have at retirement, up to a maximum of 24 additional months.

Final average salary is the average of the wages earned in the three highest consecutive years of employment. For Tier 1 members who joined on or after June 17, 1971, each year used in the final average salary calculation is limited to no more than 20 percent of the previous year. For Tier 2 members, each year of final average salary is limited to no more than 20 percent of the average of the previous two years.

BEACON CITY SCHOOL DISTRICT
BEACON, NEW YORK
NOTES TO FINANCIAL STATEMENTS
JUNE 30, 2023

NOTE 10. PENSION PLANS. (Continued)

ERS Benefits Provided (Continued)

Tiers 3, 4, and 5

Eligibility: Tier 3 and 4 members, with the exception of those retiring under special retirement plans, must have five years of service and be at least age 55 to be eligible to collect a retirement benefit. Tier 5 members, with the exception of those retiring under special retirement plans, must have 10 years of service and be at least age 55 to be eligible to collect a retirement benefit. The full benefit age for Tiers 3, 4 and 5 is 62.

Benefit Calculation: Generally, the benefit is 1.67 percent of final average salary for each year of service if the member retires with less than 20 years. If a member retires with between 20 and 30 years of service, the benefit is 2 percent of final average salary for each year of service. If a member retires with more than 30 years of service, an additional benefit of 1.5 percent of final average salary is applied for each year of service over 30 years. Tier 3 and 4 members with five or more years of service and Tier 5 members with 10 or more years of service can retire as early as age 55 with reduced benefits. Tier 3 and 4 members age 55 or older with 30 or more years of service can retire with no reduction in benefits.

Final average salary is the average of the wages earned in the three highest consecutive years of employment. For Tier 3, 4 and 5 members, each year of final average salary calculation is limited to no more than 10 percent greater than the average of the previous two years.

Tier 6

Eligibility: Tier 6 members, with the exception of those retiring under special retirement plans, must have 10 years of service and be at least age 55 to be eligible to collect a retirement benefit. The full benefit age for Tier 6 is 63 for ERS members and 62 for PFRS members.

Benefit Calculation: Generally, the benefit is 1.67 percent of final average salary for each year of service if the member retires with less than 20 years. If a member retires with 20 years of service, the benefit is 1.75 percent of final average salary for each year of service. If a member retires with more than 20 years of service, an additional benefit of 2 percent of final average salary is applied for each year of service over 20 years. Tier 6 members with 10 or more years of service can retire as early as age 55 with reduced benefits.

Final average salary is the average of the wages earned in the five highest consecutive years. For Tier 6 members, each year of final average salary is limited to no more than 10 percent greater than the average of the previous four years.

Special Plans

The 25-Year Plans allow a retirement after 25 years of service with a benefit of one-half of final average salary, and the 20-Year Plans allow a retirement after 20 years of service with a benefit of one-half of final average salary. These plans are available to certain PFRS members, sheriffs, and correction officers.

BEACON CITY SCHOOL DISTRICT
BEACON, NEW YORK
NOTES TO FINANCIAL STATEMENTS
JUNE 30, 2023

NOTE 10. PENSION PLANS. (Continued)

ERS Benefits Provided (Continued)

Disability Retirement Benefits

Disability retirement benefits are available to ERS and PFRS members unable to perform their job duties because of permanent physical or mental incapacity. There are three general types of disability benefits: ordinary, performance of duty, and accidental disability benefits. Eligibility, benefit amounts, and other rules such as any offsets or other benefits depend on a members' tier, years of service, and plan.

Ordinary Death Benefits

Death benefits are payable upon the death, before retirement, of a member who meets eligibility requirements as set forth by law. The first \$50,000 of an ordinary death benefit is paid in the form of group term life insurance. The benefit is generally three times the member's annual salary. For most members, there is also a reduced post-retirement ordinary death benefit available.

Post-Retirement Benefit Increases

A cost-of-living adjustment is provided annually to: (i) all pensioners who have attained age 62 and have been retired for five years; (ii) all pensioners who have attained age 55 and have been retired for 10 years; (iii) all disability pensioners, regardless of age, who have been retired for five years; (iv) ERS recipients of an accidental death benefit, regardless of age, who have been receiving such benefit for five years and (v) the spouse of a deceased retiree receiving a lifetime benefit under an option elected by the retiree at retirement. An eligible spouse is entitled to one-half the cost-of-living adjustment amount that would have been paid to the retiree when the retiree would have met the eligibility criteria. This cost-of-living adjustment is a percentage of the annual retirement benefit of the eligible member as computed on a base benefit amount not to exceed \$18,000 of the annual retirement benefit. The cost-of-living percentage shall be 50 percent of the annual Consumer Price Index as published by the U.S. Bureau of Labor, but cannot be less than 1 percent or exceed 3 percent.

TRS Benefits Provided

The benefits provided to members of the TRS System are established by New York State law and may be amended only by the Legislature with the Governor's approval. Benefit provisions vary depending on date of membership and are subdivided into the following six classes:

Tier 1

Members who last joined prior to July 1, 1973 are covered by the provisions of Article 11 of the Education Law.

BEACON CITY SCHOOL DISTRICT
BEACON, NEW YORK
NOTES TO FINANCIAL STATEMENTS
JUNE 30, 2023

NOTE 10. PENSION PLANS. (Continued)

TRS Benefits Provided (Continued)

Tier 2

Members who last joined on or after July 1, 1973 and prior to July 27, 1976 are covered by the provisions of Article 11 of the Education Law and Article 11 of the Retirement and Social Security Law (RSSL).

Tier 3

Members who last joined on or after July 27, 1976 and prior to September 1, 1983 are covered by the provisions of Article 14 and Article 15 of the RSSL.

Tier 4

Members who last joined on or after September 1, 1983 and prior to January 1, 2010 are covered by the provisions of Article 15 of the RSSL.

Tier 5

Members who joined on or after January 1, 2010 and prior to April 1, 2012 are covered by the provisions of Article 15 of the RSSL.

Tier 6

Members who joined on or after April 1, 2012 are covered by the provisions of Article 15 of the RSSL.

Service Retirements

Tier 1 and 2 members are generally eligible for a service retirement benefit of 2% per year of credit service times final average salary (FAS). A 5% reduction generally applies for each full year of state service under 20 years (prorated for partial years with a maximum reduction of 50%). Tier 1 and 2 members may retire as early as age 55 with five or more years of state service credit. Retirement may also occur for Tier 1 members at age 55 with less than five years of service if two years are credited since July 1, 1967, after the current membership date, and since the member turned age 53.

Generally, the maximum pension payable to Tier 1 and 2 members (with two years of credit under the Article 19 Benefit Enhancement law) is 79% of FAS. An age factor applies to Tier 2 members who retire before age 62 with less than 30 years of service. There is no age factor for Tier 1 members.

BEACON CITY SCHOOL DISTRICT
BEACON, NEW YORK
NOTES TO FINANCIAL STATEMENTS
JUNE 30, 2023

NOTE 10. PENSION PLANS. (Continued)

TRS Benefits Provided (Continued)

Tier 3 and 4 members are generally eligible for a service retirement benefit of 1.67% per year of credited service times FAS for less than 20 years of service, 2.0% per year for 20 to 30 years of service, and 60% of FAS plus 1.5% per year for service beyond 30 years. Tier 5 members may retire as early as age 55 with five years of state service credit. An age factor applies for Tier 3 and 4 members who retire before age 62 with less than 30 years of service.

Tier 5 members are generally eligible for a service retirement benefit of 1.67% per year of credited service times FAS for less than 25 years of service, 2% per year for 25-30 years of service, and 60% of FAS plus 2% per year for service beyond 20 years. Tier 6 members may retire as early as age 55 with 5 years of service credit. An age factor applies to Tier 5 members who retire before age 57 or retire between age 57 and 62 with less than 30 years of service.

Tier 6 members are generally eligible for a service retirement benefit of 1.67% per year of credited service times FAS for less than 20 years of service, 1.75% per year for 20 years of service, and 35% of FAS plus 2% per year for service beyond 20 years. Tier 6 members may retire as early as age 55 with 5 years of state service credit. An age factor applies for Tier 6 members who retire before age 63. In addition, vested Tier 6 members with an inactive membership must be at least 63 to retire.

Vested Benefits

Retirement benefits for Tiers 1-6 are vested after five years of credited service. Prior to April 9, 2022, Tier 5-6 members needed to attain 10 years of state service credited to be vested. Benefits are payable at age 55 or greater with the limitations noted for service retirement above.

Disability Retirement

Members are eligible for disability retirement benefits after 10 years of credited New York State service except for Tier 3 where disability retirement is permissible after 5 years of credited New York State service pursuant to the provisions of Article 14 of the RSSL. The Tier 3 benefit is integrated with Social Security.

Death Benefits

Death benefits are paid to the beneficiary of active members who die in service and certain retirees. For active members, the benefit is based on final salary, age and the number of years of credited service. For retired members, it is also based on the number of years in retirement.

BEACON CITY SCHOOL DISTRICT
BEACON, NEW YORK
NOTES TO FINANCIAL STATEMENTS
JUNE 30, 2023

NOTE 10. PENSION PLANS. (Continued)

Prior and Military Service

After 2 years of membership, members of all tiers may claim and receive credit for prior New York State public or teaching service. Only Tiers 1 and 2 members may, under certain conditions, claim out of state service. Certain members may also claim military service credit prior to or interrupting membership.

Tier Reinstatement

In accordance with Chapter 640 of the Laws of 1998, any active member who had a prior membership may elect to be reinstated to their original date and Tier of membership.

Permanent Cost of Living Adjustment (COLA)

Section 532-a of the Education Law provides a permanent cost-of-living benefit to both current and future retired members. This benefit will be paid commencing September of each year to retired members who have attained age 62 and have been retired for 5 years or attained age 55 and have been retired for 10 years. Disability retirees must have been retired for 5 years, regardless of age, to be eligible. The annual COLA percentage is equal to 50% of the increase in the Consumer Price Index (CPI) not to exceed 3% nor be lower than 1%. It is applied to the first eighteen thousand dollars of the maximum annual benefit. The applicable percentage payable beginning September 2022 is 3.0%.

Members who retired prior to July 1, 1970 are eligible for a minimum benefit of seventeen thousand five hundred dollars for 35 years of credited full-time New York State service. Certain members who retire pursuant to the provisions of Article 14 of the RSSL are eligible for automatic cost-of-living supplementation based on the increase in the Consumer Price Index (CPI) with a maximum per annum increase of 3%.

Contributions

The Systems are noncontributory except for employees who joined after July 27, 1976, who contribute 3 percent of their salary for the first ten years of membership, and employees who joined on or after January 1, 2010 who generally contribute 3.0% to 3.5% of their salary for their entire length of service. In addition, employee contribution rates under ERS tier VI vary based on a sliding salary scale. For TRS, contribution rates are established annually by the New York State Teachers' Retirement Board pursuant to Article 11 of the Education Law. Contributions for the current year and two proceeding years were equal to 100% of the contributions required, and were as follows:

<u>Year</u>	<u>NYSTRS</u>	<u>NYSERS</u>
2022 - 2023	\$ 3,248,921	\$ 778,344
2021 - 2022	2,924,334	892,196
2020 - 2021	2,757,258	884,388

ERS has provided additional disclosures through entities that elected to participate in Chapter 260, 57 and 105.

BEACON CITY SCHOOL DISTRICT
BEACON, NEW YORK
NOTES TO FINANCIAL STATEMENTS
JUNE 30, 2023

NOTE 10. PENSION PLANS. (Continued)

Pension Liabilities, Pension Expense, and Deferred Outflows of Resources and Deferred Inflows of Resources Related to Pensions

At June 30, 2023, the District reported the following asset/(liability) for its proportionate share of the net pension asset/(liability) for each of the Systems. The net pension asset/(liability) was measured as of March 31, 2023 for ERS and June 30, 2022 for TRS. The total pension asset/(liability) used to calculate the net pension asset/(liability) was determined by an actuarial valuation. District's proportion of the net pension asset/(liability) was based on a projection of the District's long-term share of contributions to the Systems relative to the projected contributions of all participating members, actuarially determined. This information was provided by the ERS and TRS Systems in reports provided to the District.

	<u>ERS</u>	<u>TRS</u>
Actuarial Valuation Date	March 31, 2023	June 30, 2022
Net Pension Asset/(Liability)	\$ (4,388,555)	\$ (3,231,527)
District's portion of the Plan's total net pension Asset/(Liability)	0.0204652%	0.168406%

At March 31, 2023, the District's proportion of the NYSERS net pension asset/(liability) was 0.0204652%, which was an decrease of 0.000003900% from its proportion measured as of March 31, 2022.

At June 30, 2022, the District's proportion of the NYSTRS net pension asset/(liability) was 0.168406%, which was an increase of 0.000022330% from its proportion measured as of June 30, 2021.

BEACON CITY SCHOOL DISTRICT
BEACON, NEW YORK
NOTES TO FINANCIAL STATEMENTS
JUNE 30, 2023

NOTE 10. PENSION PLANS. (Continued)

Pension Liabilities, Pension Expense, and Deferred Outflows of Resources and Deferred Inflows of Resources Related to Pensions (Continued)

For the year ended June 30, 2023, the District's recognized pension expense of \$796,627 for ERS and \$760,844 for TRS. At June 30, 2023 the District's reported deferred outflows of resources and deferred inflows of resources related to pensions for the following sources:

	Deferred Outflows of Resources		
	<u>ERS</u>	<u>TRS</u>	<u>Total</u>
Differences between expected and actual experience	\$ 467,415	\$ 3,386,231	\$ 3,853,646
Changes of Assumptions	2,131,365	6,268,616	8,399,981
Net difference between projected and actual earnings on pension plan investments	0	4,175,440	4,175,440
Changes in proportion and difference between the District's contributions and proportionate share of contributions	135,681	128,459	264,140
District's contributions subsequent to the measurement date	<u>273,177</u>	<u>3,249,320</u>	<u>3,522,497</u>
Total	<u>\$ 3,007,638</u>	<u>\$ 17,208,066</u>	<u>\$ 20,215,704</u>

BEACON CITY SCHOOL DISTRICT
BEACON, NEW YORK
NOTES TO FINANCIAL STATEMENTS
JUNE 30, 2023

NOTE 10. PENSION PLANS. (Continued)

Pension Liabilities, Pension Expense, and Deferred Outflows of Resources and Deferred Inflows of Resources Related to Pensions (Continued)

	Deferred Inflows of Resources		
	<u>ERS</u>	<u>TRS</u>	<u>Total</u>
Differences between expected and actual experience	\$ 123,247	\$ 64,754	\$ 188,001
Changes of Assumptions	23,556	1,301,751	1,325,307
Net difference between projected and actual earnings on pension plan investments	25,783	0	25,783
Changes in proportion and difference between the District's contributions and proportionate share of contributions	32,121	321,070	353,191
District's contributions subsequent to the measurement date	<u>0</u>	<u>0</u>	<u>0</u>
Total	<u>\$ 204,707</u>	<u>\$ 1,687,575</u>	<u>\$ 1,892,282</u>

District contributions subsequent to the measurement date will be recognized as a reduction of the net pension liability in the year ended June 30, 2023. Other amounts reported as deferred outflows of resources and deferred inflows of resources related to pensions will be recognized in pension expense as follows:

Year Ended:	<u>ERS</u>	<u>TRS</u>
2023	\$ 0	\$ (2,328,236)
2024	(617,189)	(1,171,817)
2025	206,916	573,392
2026	(919,669)	(8,216,575)
2027	(1,199,814)	(1,066,141)
Thereafter	0	(61,794)

BEACON CITY SCHOOL DISTRICT
BEACON, NEW YORK
NOTES TO FINANCIAL STATEMENTS
JUNE 30, 2023

NOTE 10. PENSION PLANS. (Continued)

Actuarial Assumptions

The total ERS pension liability at March 31, 2023 was determined by using an actuarial valuation as of April 1, 2022 with update procedures used to roll forward the total pension liability to March 31, 2023. The total TRS pension liability at June 30, 2022 was determined by using an actuarial valuation as of June 30, 2021, with update procedures used to roll forward the total pension liability to June 30, 2022. These actuarial valuations used the following actuarial assumptions. Significant actuarial assumptions used in the actuarial valuations referred to above were as follows:

	ERS	TRS										
Measurement Date	March 31, 2023	June 30, 2022										
Investment Rate of Return	5.90% compounded annually, net of investment expense including inflation	6.95% compounded annually, net of pension plan investment expense, including inflation										
Projected Salary Increases	4.4%	Rates of increase differ based on service. They have been calculated based upon recent NYSTRS member experience										
		<table><tr><th>Service</th><th>Rate</th></tr><tr><td>5</td><td>5.18%</td></tr><tr><td>15</td><td>3.64%</td></tr><tr><td>25</td><td>2.50%</td></tr><tr><td>35</td><td>1.95%</td></tr></table>	Service	Rate	5	5.18%	15	3.64%	25	2.50%	35	1.95%
Service	Rate											
5	5.18%											
15	3.64%											
25	2.50%											
35	1.95%											
Decrement Tables	April 1, 2015 - March 31, 2020 System's Experience	July 1, 2015 - June 30, 2020 System's Experience										
Inflation Rate	2.9%	2.40%										
Mortality Improvement	Society of Actuaries Scale MP-2021	Society of Actuaries Scale MP-2021										
Cost of Living adjustments	1.5% compounded annually	1.3% compounded annually										

BEACON CITY SCHOOL DISTRICT
BEACON, NEW YORK
NOTES TO FINANCIAL STATEMENTS
JUNE 30, 2023

NOTE 10. PENSION PLANS. (Continued)

Actuarial Assumptions (Continued)

The long-term rate of return on pension plan investments was determined using a building block method in which best estimate ranges of expected future real rates of return (expected returns net of investment expense and inflation) are developed for each major asset class. These ranges are combined to produce the long term expected rate of return by weighting the expected future real rates of return by each the target asset allocation percentage and by adding expected inflation.

The Long Term Expected Rates of Return are presented by asset allocation classification, which differs from the financial statement presentation. Best estimates of arithmetic real rates of return for each major asset class included in the target asset allocation as of the measurement date of June 30, 2021 for TRS and March 31, 2022 for ERS are summarized in the following table:

	ERS			TRS	
Measurement Date	March 31, 2023		Measurement Date	June 30, 2022	
	Target	Long-term expected real		Target	Long-term expected real
	Allocation	rate of return		Allocation	rate of return*
Asset Class:			Asset Class:		
Domestic Equity	32%	4.30%	Domestic Equities	33%	6.50%
International Equity	15%	6.85%	International Equities	16%	7.20%
Private Equity	10%	7.50%	Global Equities	4%	6.90%
Real Estate	9%	4.60%	Real Estate Equities	11%	6.20%
Opportunistic/ARC Portfolio	3%	5.38%	Private Equities	8%	9.90%
Credit	4%	5.43%	Domestic Fixed Income	16%	1.10%
Real Assets	3%	5.84%	Global Bonds	2%	0.60%
Fixed Income	23%	1.50%	Private Debt	2%	5.90%
Cash	1%	0.00%	Real Estate Debt	6%	2.40%
			High-Yield Bond	1%	3.30%
			Cash Equivalents	1%	-0.30%
Total	100%			100%	

The real rate of return is net of the long-term inflation assumption of 2.50%.

* Real rates of return are net of a long-term inflation assumption of 2.40%

(1) Excludes equity-oriented and long-only funds. For investment management purposes, these funds are included in domestic equity and international equity.

BEACON CITY SCHOOL DISTRICT
BEACON, NEW YORK
NOTES TO FINANCIAL STATEMENTS
JUNE 30, 2023

NOTE 10. PENSION PLANS. (Continued)

Discount Rate

The discount rate used to calculate the total pension liability was 5.90% for ERS and 6.95% for TRS. The projection of cash flows used to determine the discount rate assumes that contributions from plan members will be made at the current contribution rates and that contributions from employers will be made at statutorily required rates, actuarially. Based upon the assumptions, the System's fiduciary net position was projected to be available to make all projected future benefit payments of current plan members. Therefore the long term expected rate of return on pension plan investments was applied to all periods of projected benefit payments to determine the total pension liability.

Sensitivity of the Proportionate Share of the Net Pension Liability to the Discount Rate Assumption

The following presents the District's proportionate share of the ERS and TRS net pension liability calculated using the discount rates referred to above, as well as what the District's proportionate share of the net pension asset/(liability) would be if it were calculated using a discount rate that is 1-percentage-point lower or 1-percentage-point higher than the current rate referred to above:

	1% Decrease 4.90%	Current Assumption 5.90%	1% Increase 6.90%
<u>ERS</u>			
Employer's Proportionate Share of the Net Pension Asset/(Liability)	\$ (10,605,255)	\$ (4,388,555)	\$ 806,221
	1% Decrease 5.95%	Current Assumption 6.95%	1% Increase 7.95%
<u>TRS</u>			
Employer's Proportionate Share of the Net Pension Asset/(Liability)	(29,796,195)	(3,231,527)	19,109,184

Pension plan fiduciary net position

The components of the current-year net pension liability of the employers as of the measurement dates indicated below were as follows:

	(Dollars in Thousands)	
	ERS	TRS
Measurement Date	March 31, 2023	June 30, 2022
Employers' total pension asset/(liability)	\$ (232,627,259)	\$ (133,883,473,797)
Plan net position	(211,183,223)	(131,964,582,107)
Employer's net pension asset/(liability)	<u>\$ (21,444,036)</u>	<u>\$ (1,918,891,690)</u>
Ratio of plan net position to the employers' total pension asset/(liability)	90.78%	98.6%

BEACON CITY SCHOOL DISTRICT
BEACON, NEW YORK
NOTES TO FINANCIAL STATEMENTS
JUNE 30, 2023

NOTE 10. PENSION PLANS. (Continued)

Payables to the Pension Plan

For ERS, employer contributions are paid annually in December based on the System's year which ends on March 31st. Accrued retirement contributions as of June 30, 2023 represent the projected employer contributions for the period of April 1, 2023 through June 30, 2023 based on paid ERS wages multiplied by the employer's contribution rate, by tier. Accrued retirement contributions as of June 30, 2023 amounted to \$273,177 of employer contributions. Employee contributions are remitted monthly.

For TRS, employer and employee contributions for the year ended June 30, 2023 are paid to the System in September, October and November 2023 through state aid intercept. Accrued retirement contributions as of June 30, 2023 represent employee and employer contributions for the year ended June 30, 2023. Employer contributions are based on paid TRS covered wages multiplied by the employer's contribution rate, by tier. Accrued retirement contributions as of June 30, 2023 amounted to \$3,631,830.

NOTE 11. INTERFUND BALANCES AND ACTIVITY.

Interfund balances and activity for the year ended June 30, 2023, were as follows:

	<u>Interfund</u>		<u>Interfund</u>	
	<u>Receivable</u>	<u>Payable</u>	<u>Other Sources</u>	<u>Other Uses</u>
General Fund	\$ 4,845,751	\$ 13,082,510	\$ 0	\$ 1,228,180
Special Aid Fund	314,844	2,430,095	204,729	0
School Lunch Fund	30,530	0	23,295	0
Capital Fund	10,334,249	2,112,540	1,000,156	0
Debt Service Fund	2,046,276	0	0	0
Total Governmental Activities	17,571,650	17,625,145	1,228,180	1,228,180
Custodial Fund	53,495	0	0	0
Totals	<u>\$ 17,625,145</u>	<u>\$ 17,625,145</u>	<u>\$ 1,228,180</u>	<u>\$ 1,228,180</u>

Interfund receivables and payables, other than between governmental activities and fiduciary funds, are eliminated on the Statement of Net Position. The District typically loans resources between funds for the purpose of mitigating the effects of transient cash flow issues. All interfund payables are expected to be repaid within one year.

The District typically transfers from the General Fund to the Special Aid Fund to fund the portion of the Summer Handicapped Program not funded by aid from New York State.

BEACON CITY SCHOOL DISTRICT
BEACON, NEW YORK
NOTES TO FINANCIAL STATEMENTS
JUNE 30, 2023

NOTE 12. OTHER POSTEMPLOYMENT BENEFITS.

General Information about the OPEB Plan

Plan Description – The District’s defined benefit OPEB plan (“the District’s OPEB plan”), provides OPEB for eligible retired employees, their spouses and their dependent children. The District’s OPEB plan is a single-employer defined benefit OPEB plan administered by the District based on employment contracts. As these employment contracts are renegotiated, eligibility and benefits may change over time. No assets are accumulated in a trust that meets the criteria in paragraph 4 of GASB Statement 75.

Benefits Provided – The District’s OPEB plan subsidizes the cost of healthcare eligible to retired employees, their spouses and their dependent children. Medical coverage, including prescription drugs as part of the medical plan, is offered to retirees on a fully insured basis through NYSIP Empire Plan, MVP Health and CDPHP. No subsidized coverage is provided to retirees for dental, vision or life insurance, except for several existing retirees that receive subsidized dental and life insurance coverage through Aetna, which was the prior valuation carrier. Minimum eligibility requirements for postemployment benefits are as follows:

- Eligibility for retirement is based on meeting a criteria of minimum age and/or years of service (YOS) requirement, Administrators in the BEAA bargaining unit are assumed to be eligible for retirement with a minimum age of fifty-five (55) and a minimum fifteen (15) YOS. All other employees are assumed to be eligible for retirement with a minimum age of fifty-five (55) and a minimum ten (10) YOS.
- The Retiree pays the Medicare Part B premium and is reimbursed by the District. The District does not reimburse Medicare Part D premiums to retirees.
- The retiree is receiving retirement benefits from the NYS Employees’ Retirement System or the NYS Teachers’ Retirement System

Retiree contribution rates, as a percentage of premium, vary based on bargaining unit and coverage tier selected. Contribution rates for current retirees were included in the census provided by the District and valued as such. Contribution rates for future retirees (active employees) are based on the following schedule:

<u>Bargaining Unit</u>	<u>% of Single</u>	<u>% of Family</u>
BAOP	15%	30%
BEAA	11%	11%
BFW and Nurses	15%	30%
BTA	15%	15%
Para Professionals	50%	50%
FSW - Food Service	25%	25%
Non-Affiliated	7% to 10%	10% to 20%

If a specific plan cost is greater than the plan cost of NYSHIP, then the incremental cost will be covered by the retiree.

BEACON CITY SCHOOL DISTRICT
BEACON, NEW YORK
NOTES TO FINANCIAL STATEMENTS
JUNE 30, 2023

NOTE 12. OTHER POSTEMPLOYMENT BENEFITS. (Continued)

General Information about the OPEB Plan (Continued)

Employees Covered by Benefit Terms – At June 30, 2023, the following employees were covered by the benefit terms:

Inactive employees or beneficiaries currently receiving benefit payments	227
Active employees	<u>450</u>
Total Employees Covered by Benefit Terms	<u><u>677</u></u>

Total OPEB Liability

The District's total OPEB liability of \$154,576,882 was measured as of June 30, 2022, and was determined by an actuarial valuation as of July 1, 2022, with update procedures used to roll forward the actuarial accrued liability to June 30, 2023.

Total OPEB Liability (Continued)

Actuarial Assumptions and Other Inputs – The total OPEB liability in the July 1, 2022 actuarial valuation was determined using the following actuarial assumptions and other inputs, applied to all periods included in the measurement, unless otherwise specified:

Inflation Rate	N/A
Discount Rate	4.00%
Healthcare Cost Trend Rates	Pre-65: 7.0% for 2023, decreasing to an ultimate rate of .25% for 2032 and later years
	Post-65: 7.0% for 2022, decreasing to an ultimate rate of .25% for 2031 and later years
Current Retirees' Share of Benefit Related Costs	Retirees pay 7% - 50% of the cost of single coverage and 10% - 50% for the spouse/family based on bargaining unit and coverage tier elected.
Future Retirees' Share of Benefit Related Costs	Retirees pay 7% - 50% of the cost of single coverage and 10% - 50% for the spouse/family based on bargaining unit and coverage tier elected.

BEACON CITY SCHOOL DISTRICT
BEACON, NEW YORK
NOTES TO FINANCIAL STATEMENTS
JUNE 30, 2023

NOTE 12. OTHER POSTEMPLOYMENT BENEFITS. (Continued)

The discount rate is based on the prescribed discount interest rate methodology under GASB No. 75 based on an average of two 20-year bond indices (e.g., S&P Municipal Bond 20 Year High Grade Rate Index and Fidelity GO AA 20 Years) as of June 30, 2023, rounded to the nearest 0.01%. The average discount rate of the two indices is 4.00%, which is a change from the prior valuation discount rate of 3.77%.

Mortality rates were based on the Society of Actuaries Pub-2010 Public Retirement Plans Healthy Male & Female Total Dataset Headcount-Weighted Mortality tables based on Employee and Healthy Annuitant Tables for both pre and post retirement projected with mortality improvements using the most current Society of Actuaries Mortality Improvement Scale MP-2021.

The actuarial assumptions used in the July 1, 2022 valuation were based on the results of an actuarial experience study included in the valuation which reflects rate of retirement from the active plan and is based on age and gender. This is the assumption used for the NYS Employees' Retirement System (ERS) and the NYS Teachers' Retirement System (TRS).

Changes in the Total OPEB Liability

Balance at June 30, 2022	<u>\$ 154,244,052</u>
<u>Changes for the Year:</u>	
Service cost	4,748,601
Interest	6,091,116
Changes in assumptions or other inputs	(6,574,602)
Benefit payments	<u>(3,932,285)</u>
Net Changes	<u>332,830</u>
Balance at June 30, 2023	<u><u>\$ 154,576,882</u></u>

Sensitivity of the Total OPEB Liability to Changes in the Discount Rate – The following presents the total OPEB liability of the District, as well as what the District's total OPEB liability would be if it were calculated using a discount rate that is 1 percentage point lower (3.0 percent) or 1 percentage point higher (5.0 percent) than the current discount rate:

	1% Decrease (3.0%)	Current Discount Rate (4.0%)	1% Increase (5.0%)
Total OPEB Liability	\$ 186,350,631	\$ 154,576,882	\$ 130,100,019

Sensitivity of the Total OPEB Liability to Changes in the Healthcare Cost Trend Rates – The following presents the total OPEB liability of the District, as well as what the District's total OPEB liability would be if it were calculated using healthcare cost trend rates that are 1 percentage point lower or 1 percentage point higher than the current healthcare cost trend rate:

BEACON CITY SCHOOL DISTRICT
BEACON, NEW YORK
NOTES TO FINANCIAL STATEMENTS
JUNE 30, 2023

NOTE 12. OTHER POSTEMPLOYMENT BENEFITS. (Continued)

Changes in the Total OPEB Liability (Continued)

	1% Decrease	Current Health Care Cost Trend Rates	1% Increase
Total OPEB Liability	\$ 125,604,465	\$ 154,576,882	\$ 193,673,909

OPEB Expense and Deferred Outflows of Resources and Deferred Inflows of Resources Related to OPEB

For the year ended June 30, 2023, the District recognized OPEB expense of \$3,886,017. At June 30, 2023, the District reported deferred outflows of resources and deferred inflows of resources related to OPEB.

	<u>Deferred Outflows of Resources</u>	<u>Deferred Inflows of Resources</u>
Differences between expected and actual experience	\$ 0	\$ 0
Changes of assumptions or other inputs	29,938,480	62,221,847
District's contributions subsequent to the measurement date	<u>0</u>	<u>0</u>
Total	<u>\$ 29,938,480</u>	<u>\$ 62,221,847</u>

District contributions subsequent to the measurement date will be recognized as a reduction of the OPEB liability in the year ended June 30, 2023. Other amounts recognized in the deferred inflows of resources related to OPEB will be recognized in the OPEB expense as follows:

<u>Fiscal Year Ending June 30,</u>	<u>Amount</u>
2024	\$ (3,021,415)
2025	(3,021,415)
2026	(3,021,415)
2027	(3,021,415)
2028	(6,164,911)
Thereafter	(14,032,796)

BEACON CITY SCHOOL DISTRICT
BEACON, NEW YORK
NOTES TO FINANCIAL STATEMENTS
JUNE 30, 2023

NOTE 13. RISK MANAGEMENT.

General Information

The District is exposed to various risks of loss related to torts, theft, damage, injuries, errors and omissions, natural disasters, and other risks. These risks are covered by commercial insurance purchased from independent third parties. Settled claims from these risks have not exceeded commercial insurance coverage for the past two years.

Pool, Non-Risk Retained

The District and other districts have formed a reciprocal insurance company to be owned by these districts. This District operates under an agreement effective July 1, 1989. The purpose of the Company is to provide general liability, auto liability, all risk building and contents and auto physical damage coverage. In addition, as part of the reciprocal program, excess insurance, school board legal liability, equipment floaters, boilers and machinery and crime and bond coverages will be purchased from commercial carriers and be available to the subscriber districts. The Company retains a management company which is responsible for the overall supervision and management of the reciprocal. The reciprocal is managed by a Board of Governors and an Attorney-in-fact, which is comprised of employees of the subscriber districts. The subscribers have elected those who sit on the board and each subscriber has a single vote. The Company is an assessable insurance company in that the subscribers are severally liable for a financial shortfall of the Company and can be assessed their proportionate share by the State Insurance Department in the funds of the Company are less than what is required to satisfy its liabilities. The subscriber districts are required to pay premiums as well as a minimal capital contribution.

The District purchases various insurance coverages from the Company to reduce its exposure to loss. The District maintains a general liability insurance policy with coverage up to \$1 million and an excess catastrophe liability policy with coverage up to \$10 million. The District maintains liability coverage for school board members up to \$1 million. Settled claims resulting from these risks have not exceeded commercial insurance coverage in any of the past four years.

The District participates in Dutchess Education Health Insurance Consortium, a public entity risk pool, to benefit individual governmental units within the County. The school district pays an annual premium to the Plan for this coverage. The Plan is considered a self-sustaining risk pool that will provide coverage for its members and the School District has essentially transferred all related risk to the Plan.

Other Contingencies

The District has several claims that are currently being litigated with the support of legal counsel. The results of this litigation are unknown at this time.

BEACON CITY SCHOOL DISTRICT
BEACON, NEW YORK
NOTES TO FINANCIAL STATEMENTS
JUNE 30, 2023

NOTE 14. COMMITMENTS AND CONTINGENCIES.

The District has received grants, which are subject to audit by agencies of the state and federal governments. Such audits may result in disallowances and a request for a return of funds. Based on prior years' experience, the District's administration believes disallowances, if any, will be immaterial.

Tax Certiorari Claims

The District is subject to numerous tax certiorari claims that are currently being litigated with the support of legal counsel. Such proceedings are not uncommon to school districts.

As of June 30, 2023, there was approximately \$290,061 of tax certiorari claims filed against the District. Since the outcome of this litigation is unknown at this time, management is unable to make an estimate of the possible liability to the district. At June 30, 2023 there is an established tax certiorari reserve in the amount \$147,530 which will be used to absorb finalized claims.

NOTE 15. ENCUMBRANCES.

Encumbrances represent contracts, purchase orders, payroll commitments, tax payables, or legal penalties that are chargeable to an account. They cease to be encumbrances when paid or when the actual liability amount is determined and recorded as an expenditure. Encumbrances of appropriations of budgets for the year ended June 30, 2023 have been included in the assigned fund balance of the General Fund and in the restricted fund balance of all other funds at June 30, 2023 as follows:

General Fund	\$ 1,335,328
School Lunch Fund	23,346
Capital Projects Fund	<u>3,387,553</u>
Total Encumbrances	<u><u>\$ 4,746,227</u></u>

NOTE 16. DONOR-RESTRICTED ENDOWMENTS.

Endowment funds are restricted by the donor for the purpose of student scholarships and awards. Expenditures from donor-restricted endowments are made in compliance with the wishes expressed by the donor.

BEACON CITY SCHOOL DISTRICT
BEACON, NEW YORK
NOTES TO FINANCIAL STATEMENTS
JUNE 30, 2023

NOTE 17. TAX ABATEMENTS.

The Dutchess County Industrial Development Agency ("the IDA") and the City of Beacon entered into property tax abatement agreements that reduce the District's gross tax revenues. The property tax abatement agreements are entered into by the IDA and the City of Beacon under New York Real Property Tax Law, Section 412-a and General Municipal Law, Section 874 in order to induce businesses to acquire, renovate, construct and upgrade certain real property within Dutchess County. For a qualified and approved project, the IDA or City of Beacon takes title or a leasehold interest in the property thereby technically making the property exempt from all real property taxes. However, the agreement requires the execution of a Payment in Lieu of Taxes (PILOT) Agreement with the company which requires the company to pay the current real property taxes, including land and special district taxes, to the County, Town/Village and School District in which it is located and a graduated percentage of taxes upon the improvements constructed on the property.

For the fiscal year ended June 30, 2023, the District abated property taxes on 5 properties totaling \$649,730 of which \$632,894 was through agreements with the IDA and \$16,836 was through agreements with the City of Beacon under the property tax abatement agreements. The District received \$458,842 from local businesses in PILOT's.

NOTE 18. SUBSEQUENT EVENTS.

The District has evaluated subsequent events through November 2, 2023 the date that the financial statements were available to be issued. No significant subsequent events have been identified that would require adjustment of or disclosure in the accompanying financial statements.

NOTE 19. RESTATEMENT OF NET POSITION.

The District's GASB 87 report for the current year reflected changes to the prior year calculations and as such the net position at the beginning of the year is being restated to reflect these changes. The District's net position as of June 30, 2022 has been restated as follows:

	Governmental Activities
Net Position Beginning of Year, as Previously Stated	\$ (113,189,115)
Plus: Changes Right to Use Assets, Net - June 30, 2022	183,056
Net Position Beginning of Year, as Restated	<u>\$ (113,006,059)</u>

BEACON CITY SCHOOL DISTRICT
BEACON, NEW YORK
SCHEDULE OF CHANGES IN THE DISTRICT'S TOTAL OPEB LIABILITY AND RELATED RATIOS
FOR THE YEAR ENDED JUNE 30, 2023

	06/30/23	06/30/22	06/30/21	06/30/20	06/30/19	06/30/18
<u>Total OPEB Liability</u>						
Service cost	\$ 4,748,601	\$ 4,956,053	\$ 6,039,600	\$ 5,205,511	\$ 5,463,037	\$ 5,303,919
Interest	6,091,116	8,177,826	4,010,039	3,680,924	5,027,911	4,790,641
Changes in assumptions or other inputs	(6,574,602)	(73,910,196)	18,456,590	35,243,871	0	0
Benefit payments	(3,932,285)	(3,796,206)	(3,115,051)	(3,124,936)	(3,451,033)	(3,179,794)
Net change in total OPEB liability	332,830	(64,572,523)	25,391,178	41,005,370	7,039,915	6,914,766
Total OPEB liability-beginning	154,244,052	218,816,575	193,425,397	152,420,027	145,380,112	138,465,346
Total OPEB liability-ending	\$ 154,576,882	\$ 154,244,052	\$ 218,816,575	\$ 193,425,397	\$ 152,420,027	\$ 145,380,112
Covered-employee payroll	\$ 34,939,647	\$ 34,939,647	\$ 34,165,007	\$ 34,165,007	\$ 28,394,319	\$ 28,394,319
Total OPEB liability as a percentage of covered-employee payroll	442.41%	441.46%	640.47%	566.15%	536.80%	512.00%

Notes to Schedule:

No assets are accumulated in a trust that meets the criteria in paragraph 4 of GASB Statement 75 to pay related benefits.

* GASB 75 requires that the past 10 years of information be presented. Due to the fact that this statement was implemented for the year ended June 30, 2018, prior year information is not available for 10 years. The data will be accumulated over time and presented according to GASB 75.

See paragraph on supplementary schedules included in auditor's report.

BEACON CITY SCHOOL DISTRICT
BEACON, NEW YORK

SCHEDULE OF REVENUES, EXPENDITURES AND CHANGES IN FUND BALANCE - BUDGET AND ACTUAL - GENERAL FUND
FOR THE YEAR ENDED JUNE 30, 2023

<u>REVENUES</u>	<u>ORIGINAL BUDGET</u>	<u>REVISED BUDGET</u>	<u>CURRENT YEAR'S REVENUES</u>	<u>OVER (UNDER) REVISED BUDGET</u>
LOCAL SOURCES:				
Real Property Taxes	\$ 44,196,162	\$ 44,742,161	\$ 41,445,891	\$ (3,296,270)
Other Tax Items	260,000	260,000	2,800,201	2,540,201
Charges for Services	90,000	90,000	150,889	60,889
Use of Money & Property	265,000	265,000	874,659	609,659
Sale of Property & Compensation for Loss	0	91,703	64,667	(27,036)
Miscellaneous	336,654	969,813	939,143	(30,670)
STATE SOURCES	30,231,184	30,231,184	29,516,629	(714,555)
FEDERAL SOURCES	225,000	225,000	410,258	185,258
OTHER SOURCES:				
Leases	0	0	0	0
Bond Anticipation Notes Paid from Current Appropriations	0	0	345,000	345,000
TOTAL REVENUES	75,604,000	76,874,861	\$ 76,547,337	\$ (327,524)
APPROPRIATED FUND BALANCE	3,908,798	4,408,798		
TOTAL REVENUES & APPROPRIATED FUND BALANCE	\$ 79,512,798	\$ 81,283,659		

See paragraph on supplementary schedules included in auditor's report.

BEACON CITY SCHOOL DISTRICT
BEACON, NEW YORK

SCHEDULE OF REVENUES, EXPENDITURES AND CHANGES IN FUND BALANCE - BUDGET AND ACTUAL - GENERAL FUND (CONTINUED)
FOR THE YEAR ENDED JUNE 30, 2023

	ORIGINAL BUDGET	REVISED BUDGET	CURRENT YEAR'S EXPENDITURES	ENCUMBRANCES	UNENCUMBERED BALANCE
<u>EXPENDITURES</u>					
GENERAL SUPPORT:					
Board of Education	\$ 46,700	\$ 36,127	\$ 25,615	0	\$ 10,512
Central Administration	352,527	311,699	305,616	0	6,083
Finance	784,527	923,561	908,266	3,070	12,225
Staff	376,200	382,288	358,659	0	23,629
Central Services	6,184,526	6,869,746	5,485,675	1,019,688	364,383
Special Items	930,000	846,837	802,898	0	43,939
INSTRUCTIONAL:					
Instruction, Administration & Improvement	3,006,123	3,348,895	3,150,552	11,778	186,565
Teaching - Regular School	19,644,199	21,002,543	20,824,480	14,792	163,271
Programs for Children with Handicapping Conditions	13,656,504	12,041,276	11,803,403	203,057	34,816
Instructional Media	3,252,138	2,937,708	2,762,165	52,317	123,226
Pupil Services	3,785,911	4,088,448	3,902,621	10,449	175,378
PUPIL TRANSPORTATION	3,692,454	4,053,612	3,649,789	20,177	383,646
COMMUNITY SERVICES	162,010	208,162	195,824	0	12,338
EMPLOYEE BENEFITS	18,059,511	18,262,719	17,813,586	0	449,133
DEBT SERVICE:					
Debt Service - Principal	4,217,162	3,817,162	3,874,708	0	(57,546)
Debt Service - Interest	1,122,306	912,876	894,516	0	18,360
TOTAL EXPENDITURES	79,272,798	80,043,659	76,758,373	1,335,328	1,949,958
OTHER USES:					
Operating Transfers Out	240,000	1,240,000	1,228,180	0	11,820
TOTAL EXPENDITURES & OTHER USES	\$ 79,512,798	\$ 81,283,659	77,986,553	\$ 1,335,328	\$ 1,961,778
EXCESS OF EXPENDITURES & OTHER USES OVER REVENUES & OTHER SOURCES			\$ (1,439,216)		

See paragraph on supplementary schedules included in auditor's report.

BEACON CITY SCHOOL DISTRICT
BEACON, NEW YORK
SCHEDULE OF THE DISTRICT'S PROPORTIONATE
SHARE OF THE NET PENSION LIABILITY
FOR THE YEAR ENDED JUNE 30, 2023

NYSERS Pension Plan
Last 10 Fiscal Years*

	3/31/2023	3/31/2022	3/31/2021	3/31/2020	3/31/2019	3/31/2018	3/31/2017	3/31/2016	3/31/2015	3/31/2014
District's proportion of the net pension asset/(liability)	0.0204652%	0.0208552%	0.0197771%	0.0199395%	0.0192947%	0.0206456%	0.0200501%	0.0203918%	0.0209535%	0.0209535%
District's proportionate share of the net pension asset/(liability)	\$ (4,388,555)	\$ 1,704,825	\$ (19,693)	\$ (5,280,104)	\$ (1,367,090)	\$ (666,325)	\$ (1,883,951)	\$ (3,272,948)	\$ (707,861)	\$ (946,860)
District's covered-employee payroll	\$ 7,626,177	\$ 7,137,597	\$ 6,838,261	\$ 6,455,721	\$ 6,127,091	\$ 5,832,620	\$ 6,047,936	\$ 5,710,256	\$ 5,852,509	\$ 5,226,682
District's proportionate share of the net pension asset/(liability) as a percentage of its covered-employee payroll	-57.55%	23.89%	-0.29%	-81.79%	-22.31%	-11.42%	-31.15%	-57.32%	-12.10%	-18.12%
Plan fiduciary net position as a percentage of the total pension liability	90.78%	103.65%	99.95%	86.39%	96.27%	98.24%	94.70%	90.70%	97.95%	97.15%

NYSTRS Pension Plan
Last 10 Fiscal Years*

	6/30/2022	6/30/2021	6/30/2020	6/30/2019	6/30/2018	6/30/2017	6/30/2016	6/30/2015	6/30/2014	6/30/2013
District's proportion of the net pension asset/(liability)	0.168406%	0.170639%	0.168675%	0.167775%	0.162824%	0.159079%	0.160111%	0.158666%	0.157879%	0.156752%
District's proportionate share of the net pension asset/(liability)	\$ (3,231,527)	\$ 29,570,106	\$ (4,660,959)	\$ 4,358,808	\$ 2,944,285	\$ 1,209,157	\$ (1,714,852)	\$ 16,480,368	\$ 17,586,777	\$ 1,031,827
District's covered-employee payroll	\$ 28,440,254	\$ 28,962,912	\$ 28,629,570	\$ 28,004,387	\$ 26,533,180	\$ 25,208,753	\$ 24,706,678	\$ 23,833,826	\$ 23,321,241	\$ 22,960,801
District's proportionate share of the net pension asset/(liability) as a percentage of its covered-employee payroll	-11.36%	102.10%	-16.28%	15.56%	11.10%	4.80%	-6.94%	69.15%	75.41%	4.49%
Plan fiduciary net position as a percentage of the total pension liability	98.60%	113.20%	97.80%	102.20%	101.53%	100.66%	99.01%	110.46%	111.48%	100.70%

See paragraph on supplementary schedules included in auditor's report.

BEACON CITY SCHOOL DISTRICT
BEACON, NEW YORK
SCHEDULE OF DISTRICT CONTRIBUTIONS
FOR THE YEAR ENDED JUNE 30, 2023

	NYSTERS Pension Plan Last 10 Fiscal Years*									
	3/31/2023	3/31/2022	3/31/2021	3/31/2020	3/31/2019	3/31/2018	3/31/2017	3/31/2016	3/31/2015	3/31/2014
Contractually required contribution	\$ 726,512	\$ 930,944	\$ 837,449	\$ 822,280	\$ 801,419	\$ 872,353	\$ 834,110	\$ 939,750	\$ 1,095,342	\$ 953,885
Contributions in relation to the contractually required contribution	726,512	930,944	837,449	822,280	801,419	872,353	834,110	939,750	1,095,342	953,885
Contribution deficiency (excess)	\$ 0	\$ 0	\$ 0	\$ 0	\$ 0	\$ 0	\$ 0	\$ 0	\$ 0	\$ 0
Covered Employee Payroll	\$ 7,626,177	\$ 7,137,597	\$ 6,858,261	\$ 6,455,721	\$ 6,127,091	\$ 5,832,620	\$ 6,047,936	\$ 5,710,256	\$ 5,852,509	\$ 5,226,682
Contributions as a percentage of its covered-employee payroll	9.53%	13.04%	12.21%	12.74%	13.08%	14.96%	13.79%	16.46%	18.72%	18.25%

NYSTRS Pension Plan
Last 10 Fiscal Years*

	6/30/2022	6/30/2021	6/30/2020	6/30/2019	6/30/2018	6/30/2017	6/30/2016	6/30/2015	6/30/2014	6/30/2013
Contractually required contribution	\$ 2,923,690	\$ 2,760,166	\$ 2,536,580	\$ 2,974,066	\$ 2,600,252	\$ 2,954,466	\$ 3,276,105	\$ 4,178,070	\$ 3,789,702	\$ 2,718,559
Contributions in relation to the contractually required contribution	2,923,690	2,760,166	2,536,580	2,974,066	2,600,252	2,954,466	3,276,105	4,178,070	3,789,702	2,718,559
Contribution deficiency (excess)	\$ 0	\$ 0	\$ 0	\$ 0	\$ 0	\$ 0	\$ 0	\$ 0	\$ 0	\$ 0
Covered Employee Payroll	\$ 28,440,254	\$ 28,962,912	\$ 28,629,570	\$ 28,004,387	\$ 26,533,180	\$ 25,208,753	\$ 24,706,678	\$ 23,833,826	\$ 23,321,241	\$ 22,960,801
Contributions as a percentage of its covered-employee payroll	10.28%	9.53%	8.86%	10.62%	9.80%	11.72%	13.26%	17.53%	16.25%	11.84%

See paragraph on supplementary schedules included in auditor's report.

BEACON CITY SCHOOL DISTRICT
BEACON, NEW YORK
SCHEDULE OF CHANGE FROM ADOPTED BUDGET TO FINAL BUDGET &
THE REAL PROPERTY TAX LIMIT - GENERAL FUND
FOR THE YEAR ENDED JUNE 30, 2023

CHANGE FROM ADOPTED TO FINAL BUDGET

ADOPTED BUDGET	\$ 78,604,000
ADDITIONS:	
Encumbrances from Prior Year	<u>908,798</u>
ORIGINAL BUDGET	79,512,798
BUDGET REVISIONS:	
Bus Purchases	546,000
Donations	10,520
Use of Capital Reserve	1,000,000
Insurance Recoveries	131,296
Grants	<u>83,046</u>
FINAL BUDGET	<u><u>\$ 81,283,659</u></u>

SECTION 1318 OF REAL PROPERTY TAX LAW LIMIT CALCULATION

2023/2024 Voter-approved expenditure budget	
maximum allowed (4% of 2023/2024 budget of \$81,340,700)	<u><u>\$ 3,253,628</u></u>

General Fund Fund Balance Subject to Section 1318 of Real property Tax Law

Unrestricted Fund Balance:

Assigned Fund Balance	\$ 4,335,328
Unassigned Fund Balance	4,093,855
Total Unrestricted Fund Balance	<u>8,429,183</u>

Less:

Appropriated Fund Balance	3,000,000
Encumbrances Included in Assigned Fund Balance	<u>1,335,328</u>
Total Adjustments	<u>4,335,328</u>

General Fund Fund Balance Subject to Section 1318 of Real Property Tax Law	<u><u>\$ 4,093,855</u></u>
Actual Percentage	5.03%

See paragraph on supplementary schedules included in auditor's report.

BEACON CITY SCHOOL DISTRICT
BEACON, NEW YORK
SCHEDULE OF CAPITAL PROJECTS FUND - PROJECT EXPENDITURES AND FINANCING RESOURCES
FOR THE YEAR ENDED JUNE 30, 2023

PROJECT NUMBER	ORIGINAL APPROPRIATION	REVISED APPROPRIATION	EXPENDITURES TO DATE		TOTAL	UNEXPENDED BALANCE	METHODS OF FINANCING			FUND BALANCE JUNE 30, 2023
			PRIOR YEARS	CURRENT YEAR			PROCEEDS FROM DEBT	STATE AID	LOCAL SOURCES	
BCS Capital Project	1,480,500	2,594,522	\$	0	\$	0	\$	0	\$	0
James Forestal School	1,897,450	1,897,450	47,902	56,746	104,648	\$	1,792,802	0	0	0
South Ave	1,560,000	1,560,000	39,382	46,654	86,036	\$	1,473,964	0	0	(104,648)
Rombout Middle School	3,981,850	3,981,850	100,520	119,084	219,604	\$	3,762,246	0	0	(86,036)
Glenham Elementary School	3,003,000	3,003,000	75,811	89,809	165,620	\$	2,837,380	0	0	(219,604)
Sargent Elementary School	1,427,800	1,427,800	36,025	42,677	78,702	\$	1,349,098	0	0	(165,620)
Beacon High School	3,693,700	3,693,700	93,247	110,685	203,932	\$	3,489,768	0	0	(78,702)
New Bus Maintenance/Storage	683,500	683,500	17,256	20,441	37,697	\$	645,803	0	0	(203,932)
Glenham Elementary School	436,500	436,500	11,019	13,054	24,073	\$	412,427	0	0	(37,697)
Sargent Elementary School	1,183,200	1,183,200	29,870	330,434	360,304	\$	822,896	0	0	(24,073)
Rombout Middle School	1,800,300	1,800,300	45,449	130,625	176,074	\$	1,624,226	0	0	(360,304)
James Forestal School	835,550	835,550	21,093	74,934	96,027	\$	739,523	0	0	(176,074)
Beacon High School	1,309,800	893,408	33,066	305,457	338,523	\$	554,885	0	0	(96,027)
Rombout Middle School	2,706,850	2,009,220	68,334	710,232	778,566	\$	1,230,654	0	1,600,000	(338,523)
Smart School Bond	2,111,812	2,111,812	2,111,968	0	2,111,968	\$	(156)	0	156	821,434
	\$ 28,111,812	\$ 28,111,812	\$ 2,730,942	\$ 2,050,832	\$ 4,781,774	\$	23,330,038	\$	\$ 1,600,156	\$ (3,181,618)

See paragraph on supplementary schedules included in auditor's report.

BEACON CITY SCHOOL DISTRICT
BEACON, NEW YORK
NET INVESTMENT IN CAPITAL ASSETS
FOR THE YEAR ENDED JUNE 30, 2023

CAPITAL ASSETS, NET		\$ 69,874,531
RIGHT TO USE ASSETS, NET		<u>1,173,017</u>
Total Capital Assets		\$ 71,047,548
ADDITIONS:		
Deferred Charges on Refunding		167,723
DEDUCTIONS:		
Bond Anticipation Note	\$ 10,994,296	
Short-term Portion of Bonds Payable (including unamortized Bond Premium \$341,486)	3,531,486	
Long-term Portion of Bonds Payable (including unamortized Bond Premium \$1,820,471)	19,050,471	
Short-term Portion of Installment Debt	258,687	
Long-term Portion of Installment Debt	1,852,589	
Short-term Portion of Leases Payable	40,423	
Long-term Portion of Leases Payable	<u>127,515</u>	
Total Deductions		<u>(35,855,467)</u>
NET INVESTMENT IN CAPITAL ASSETS		<u><u>\$ 35,359,804</u></u>

See paragraph on supplementary schedules included in auditor's report.



Nugent & Haeussler, P.C.

CERTIFIED PUBLIC ACCOUNTANTS
ESTABLISHED 1925

101 Bracken Road
Montgomery, New York 12549
Tel (845) 457-1100
Fax (845) 457-1160
e-mail: nh@nhcpas.com

Peter J. Bullis, CPA, FACFEI, DABFA
Christopher E. Melley, CPA
Gary C. Theodore, CPA
Julia R. Fraino, CPA
William T. Trainor, CPA
Mark M. Levy, CPA, CFP
Thomas R. Busse, Jr., CPA
Brent T. Napoleon, CPA
Jennifer L. Capicchioni, CPA
Patrick M. Bullis, CPA
Justin B. Wood, CPA
Richard P. Capicchioni, CPA

Norman M. Sassi, CPA
Walter J. Jung, CPA

INDEPENDENT AUDITOR'S REPORT ON INTERNAL CONTROL
OVER FINANCIAL REPORTING AND ON COMPLIANCE AND OTHER
MATTERS BASED ON AN AUDIT OF THE FINANCIAL STATEMENTS
PERFORMED IN ACCORDANCE WITH *GOVERNMENT AUDITING STANDARDS*

To the President and Members
of the Board of Education of the
Beacon City School District
Beacon, New York

We have audited, in accordance with the auditing standards generally accepted in the United States of America and the standards applicable to financial audits contained in *Government Auditing Standards* issued by the Comptroller General of the United States, the financial statements of the governmental activities and each major fund of Beacon City School District, as of and for the year ended June 30, 2023, and the related notes to the financial statements, which collectively comprise the Beacon City School District's basic financial statements and have issued our report thereon dated November 2, 2023.

Report on Internal Control over Financial Reporting

In planning and performing our audit of the financial statements, we considered Beacon City School District's internal control over financial reporting (internal control) to determine the audit procedures that are appropriate in the circumstances for the purpose of expressing our opinions on the financial statements, but not for the purpose of expressing an opinion on the effectiveness of Beacon City School District's internal control. Accordingly, we do not express an opinion on the effectiveness of Beacon City School District's internal control.

A *deficiency in internal control* exists when the design or operation of control does not allow management or employees, in the normal course of performing their assigned functions, to prevent, or detect and correct, misstatements on a timely basis. A *material weakness* is a deficiency, or a combination of deficiencies, in internal control, such that there is a reasonable possibility that a material misstatement of the entity's financial statements will not be prevented, or detected and corrected, on a timely basis. A *significant deficiency* is a deficiency, or a combination of deficiencies, in internal control that is less severe than a material weakness, yet important enough to merit attention by those charged with governance.

Our consideration of internal control was for the limited purpose described in the first paragraph of this section and was not designed to identify all deficiencies in internal control that might be material weaknesses or significant deficiencies.

Given these limitations, during our audit we did not identify any deficiencies in internal control that we considered to be material weaknesses. However, material weaknesses or significant deficiencies may exist that were not identified.

To the President and Members
of the Board of Education of the
Beacon City School District

Page 2

Compliance and Other Matters

As part of obtaining reasonable assurance about whether Beacon City School District's financial statements are free from material misstatement, we performed tests of its compliance with certain provisions of laws, regulations, contracts, and grant agreements, noncompliance with which could have a direct and material effect on the financial statements. However, providing an opinion on compliance with those provisions was not an objective of our audit, and accordingly, we do not express such an opinion. The results of our tests disclosed no instances of noncompliance or other matters that are required to be reported under *Government Auditing Standards*.

Purpose of this Report

The purpose of this report is solely to describe the scope of our testing of internal control and compliance and the results of that testing, and not to provide an opinion on the effectiveness of the entity's internal control or on compliance. This report is an integral part of an audit performed in accordance with *Government Auditing Standards* in considering the entity's internal control and compliance. Accordingly, this communication is not suitable for any other purpose.

Jugend & Haussler, P.C.

Montgomery, New York
November 2, 2023



Nugent & Haeussler, P.C.

CERTIFIED PUBLIC ACCOUNTANTS
ESTABLISHED 1925

101 Bracken Road
Montgomery, New York 12549
Tel (845) 457-1100
Fax (845) 457-1160
e-mail: nh@nhcpas.com

INDEPENDENT AUDITOR'S REPORT ON COMPLIANCE
FOR EACH MAJOR PROGRAM AND ON INTERNAL CONTROL
OVER COMPLIANCE REQUIRED BY THE UNIFORM GUIDANCE

To the President and Members
of the Board of Education of the
Beacon City School District
Beacon, New York

Peter J. Bullis, CPA, FACFEI, DABFA
Christopher E. Melley, CPA
Gary C. Theodore, CPA
Julia R. Fraino, CPA
William T. Trainor, CPA
Mark M. Levy, CPA, CFP
Thomas R. Busse, Jr., CPA
Brent T. Napoleon, CPA
Jennifer L. Capicchioni, CPA
Patrick M. Bullis, CPA
Justin B. Wood, CPA
Richard P. Capicchioni, CPA

Report on Compliance for Each Major Federal Program

Norman M. Sassi, CPA
Walter J. Jung, CPA

Opinion on Each Major Federal Program

We have audited Beacon City School District's compliance with the types of compliance requirements identified as subject to audit in the *OMB Compliance Supplement* that could have a direct and material effect on each of Beacon City School District's major federal programs for the year ended June 30, 2023. Beacon City School District's major federal programs are identified in the summary of auditor's results section of the accompanying schedule of findings and questioned costs.

In our opinion, Beacon City School District complied, in all material respects, with the types of compliance requirements referred to above that could have a direct and material effect on each of its major federal programs for the year ended June 30, 2023.

Basis for Opinion on Each Major Federal Program

We conducted our audit of compliance in accordance with auditing standards generally accepted in the United States of America; the standards applicable to financial audits contained in *Government Auditing Standards*, issued by the Comptroller General of the United States; and the audit requirements of Title 2 U.S. *Code of Federal Regulations* Part 200, *Uniform Administrative Requirements, Cost Principles, and Audit Requirements for Federal Awards* (Uniform Guidance). Our responsibilities under those standards and the Uniform Guidance are further described in the Auditor's Responsibilities for the Audit of Compliance section of our report.

We are required to be independent of Beacon City School District and to meet our other ethical responsibilities, in accordance with relevant ethical requirements relating to our audit. We believe that the audit evidence we have obtained is sufficient and appropriate to provide a basis for our opinion on compliance for each major federal program. Our audit does not provide a legal determination of Beacon City School District's compliance with the compliance requirements referred to above.

Responsibilities of Management for Compliance

Management is responsible for compliance with the requirements referred to above and for the design, implementation, and maintenance of effective internal control over compliance with the requirements of laws, statutes, regulations, rules, and provisions of contracts or grant agreements applicable to Beacon City School District's federal programs.

Auditor's Responsibilities for the Audit of Compliance

Our objectives are to obtain reasonable assurance about whether material noncompliance with the compliance requirements referred to above occurred, whether due to fraud or error, and express an opinion on Beacon City School District's compliance based on our audit. Reasonable assurance is a high level of assurance but is not absolute assurance and therefore is not a guarantee that an audit conducted in accordance with generally accepted auditing standards, *Government Auditing Standards*, and the Uniform Guidance will always detect material noncompliance when it exists. The risk of not detecting material noncompliance resulting from fraud is higher than for that resulting from error, as fraud may involve collusion, forgery, intentional omissions, misrepresentations, or the override of internal control. Noncompliance with the compliance requirements referred to above is considered material if there is a substantial likelihood that, individually or in the aggregate, it would influence the judgment made by a reasonable user of the report on compliance about Beacon City School District's compliance with the requirements of each major federal program as a whole.

In performing an audit in accordance with generally accepted auditing standards, *Government Auditing Standards*, and the Uniform Guidance, we:

- Exercise professional judgment and maintain professional skepticism throughout the audit.
- Identify and assess the risks of material noncompliance, whether due to fraud or error, and design and perform audit procedures responsive to those risks. Such procedures include examining, on a test basis, evidence regarding Beacon City School District's compliance with the compliance requirements referred to above and performing such other procedures as we considered necessary in the circumstances.
- Obtain an understanding of Beacon City School District's internal control over compliance relevant to the audit in order to design audit procedures that are appropriate in the circumstances and to test and report on internal control over compliance in accordance with the Uniform Guidance, but not for the purpose of expressing an opinion on the effectiveness of Beacon City School District's internal control over compliance. Accordingly, no such opinion is expressed.

We are required to communicate with those charged with governance regarding, among other matters, the planned scope and timing of the audit and any significant deficiencies and material weaknesses in internal control over compliance that we identified during the audit.

Report on Internal Control over Compliance

A deficiency in internal control over compliance exists when the design or operation of a control over compliance does not allow management or employees, in the normal course of performing their assigned functions, to prevent, or detect and correct, noncompliance with a type of compliance requirement of a federal program on a timely basis. A *material weakness in internal control over compliance* is a deficiency, or a combination of deficiencies, in internal control over compliance, such that there is a reasonable possibility that material noncompliance with a type of compliance requirement of a federal program will not be prevented, or detected and corrected, on a timely basis. A *significant deficiency in internal control over compliance* is a deficiency, or a combination of deficiencies, in internal control over compliance with a type of compliance requirement of a federal program that is less severe than a material weakness in internal control over compliance, yet important enough to merit attention by those charged with governance.

To the President and Members
of the Board of Education of the
Beacon City School District

Page 3

Our consideration of internal control over compliance was for the limited purpose described in the Auditor's Responsibilities for the Audit of Compliance section above and was not designed to identify all deficiencies in internal control over compliance that might be material weaknesses or significant deficiencies in internal control over compliance. Given these limitations, during our audit we did not identify any deficiencies in internal control over compliance that we consider to be material weaknesses, as defined above. However, material weaknesses or significant deficiencies in internal control over compliance may exist that were not identified.

Our audit was not designed for the purpose of expressing an opinion on the effectiveness of internal control over compliance. Accordingly, no such opinion is expressed.

The purpose of this report on internal control over compliance is solely to describe the scope of our testing of internal control over compliance and the results of that testing based on the requirements of the Uniform Guidance. Accordingly, this report is not suitable for any other purpose.

A handwritten signature in blue ink that reads "August & Haussler, P.C.".

Montgomery, New York
November 2, 2023

BEACON CITY SCHOOL DISTRICT
BEACON, NEW YORK
SCHEDULE OF EXPENDITURES OF FEDERAL AWARDS
FOR THE YEAR ENDED JUNE 30, 2023

<u>FEDERAL GRANTOR/PASS-THROUGH GRANTOR/PROGRAM OR CLUSTER TITLE</u>	<u>FEDERAL ASSISTANCE LISTING NUMBER</u>	<u>PASS-THROUGH ENTITY IDENTIFYING NUMBER</u>	<u>PASS-THROUGH TO SUBRECIPIENTS</u>	<u>EXPENDITURES</u>
<u>U.S. DEPARTMENT OF AGRICULTURE</u>				
Passed-through NYS Education Department:				
Child Nutrition Cluster:				
Cash Assistance				
School Breakfast Program	10.553	N/A		\$ 139,856
National School Lunch Program	10.555	N/A		729,683
Summer Food Service Program for Children	10.559	N/A		26,324
Cash Assistance Subtotal				895,863
Non-Cash Assistance (food distribution)				
National School Lunch Program	10.555	N/A		60,420
Total Child Nutrition Cluster				956,283
Pandemic EBT Administrative Costs	Covid -19 10.649	N/A		3,768
TOTAL U.S. DEPT. OF AGRICULTURE				960,051
<u>U.S. DEPARTMENT OF EDUCATION</u>				
Passed-through NYS Education Department:				
Special Education Cluster:				
IDEA - Part B, Section 611	84.027	0032-23-0171	\$ 57,560	779,405
IDEA - Part B, Section 611 ARP	Covid -19 84.027X	5532-22-0171	8,021	144,780
IDEA - Part B, Section 619	84.173	0033-23-0171	17,904	52,547
IDEA - Part B, Section 619 ARP	Covid -19 84.173X	5533-22-0171	6,747	3,237
Total Special Education Cluster			\$ 90,232	979,969
Title I Parts A&D, Basic Program	84.010	0021-23-0640		398,166
Title I School In Need of Improvement (1003(G))	84.010	0011-23-3010		158,627
Title II Part A, Teacher & Principal Training & Recruiting	84.367	0147-23-0640		82,293
Title II Part A, Teacher & Principal Training & Recruiting	84.367	0147-22-0640		12,356
Title IV, Part A	84.424	0196-23-1060		27,510
Title IV, Part A	84.424	0196-22-1060		2,408
				681,360
Education Stabilization Funds				
American Rescue Plan - (ARP)- Homeless II	Covid -19 84.425W	5218-21-0640		212
Coronavirus Response Relief Supplemental Appropriations Act, 2021 (CRRSA) - GEER II	Covid -19 84.425C	5896-21-0640		16,289
Coronavirus Response Relief Supplemental Appropriations Act, 2021 (CRRSA) - ESSER II	Covid -19 84.425D	5891-21-0640		1,019,563
American Rescue Plan - (ARP)- ESSER 3	Covid -19 84.425U	5880-21-0640		516,915
Total Education Stabilization Fund Under the Coronavirus Aid, Relief, and Economic Security Act				1,552,979
Passed-through Dutchess County BOCES:				
Title III Part A, LEP	84.365	N/A		5,343
TOTAL U.S. DEPARTMENT OF EDUCATION				3,214,308
TOTAL EXPENDITURES OF FEDERAL AWARDS				\$ 4,174,359

The accompanying notes are an integral part of the schedule.

BEACON CITY SCHOOL DISTRICT
BEACON, NEW YORK
NOTES TO THE SCHEDULE OF EXPENDITURES OF FEDERAL AWARDS
FOR THE YEAR ENDED JUNE 30, 2023

NOTE 1. BASIS OF PRESENTATION.

The accompanying schedule of expenditures of federal awards presents the activity of federal award programs administered by the District, which is described in Note 1 to the District's accompanying financial statements, using the modified accrual basis of accounting. Federal awards that are included in the schedule may be received directly from federal agencies, as well as federal awards that are passed through from other government agencies. The information is presented in accordance with the requirements of Title 2 U.S. Code of *Federal Regulations* Part 200, *Uniform Administrative Requirements, Cost Principles, and Audit Requirements for Federal Awards* (Uniform Guidance). Therefore, some amounts presented in this schedule may differ from amounts presented in, or used in the preparation of, the financial statements. Because the schedule of expenditures of federal awards presents only a selected portion of the operations of the District, it is not intended to and does not present the financial position, change in net assets, or cash flows of the District.

Indirect costs may be included in the reported expenditures, to the extent that they are included in the federal financial reports used as the source for the data presented. The District's policy is not to charge federal award programs with indirect costs.

Matching costs (the District's share of certain program costs) are not included in the reported expenditures. The basis of accounting varies by federal program consistent with the underlying regulations pertaining to each program. The amounts reported as federal expenditures were obtained from the federal financial reports for the applicable program and periods. The amounts reported in these reports are prepared from records maintained for each program, which are reconciled with the District's financial reporting system.

NOTE 2. NON-CASH ASSISTANCE.

The District is the recipient of a federal award program that does not result in cash receipts or disbursements. The District was granted \$60,420 of commodities under the Commodity Supplemental Food Program (Federal Assistance Listing Number 10.555).

NOTE 3. OTHER DISCLOSURES.

No insurance is carried specifically to cover equipment purchased with federal funds. Any equipment purchased with federal funds has only a nominal value, and is covered by the District's casualty insurance policies.

There were no loans or loan guarantees outstanding at year-end.

BEACON CITY SCHOOL DISTRICT
BEACON, NEW YORK
SCHEDULE OF FINDINGS AND QUESTIONED COSTS
FOR THE YEAR ENDED JUNE 30, 2023
SECTION I - SUMMARY OF AUDITOR'S RESULTS

FINANCIAL STATEMENTS

Type of Report the Auditor Issued on Whether the Financial Statements
Audited Were Presented in Accordance with GAAP: Unmodified

Internal Control over Financial Reporting:

Material weakness(es) identified? _____ Yes X No

Significant deficiency(ies) identified? _____ Yes X None Reported

Noncompliance material to financial statements noted? _____ Yes X No

FEDERAL AWARDS

Internal Control over Major Programs:

Material weakness(es) identified? _____ Yes X No

Significant deficiency(ies) identified? _____ Yes X None Reported

Type of Auditor's Opinion Issued on Compliance for
Major Programs: Unmodified

Any audit findings disclosed that are required to be reported
in accordance with Section 2 CFR – 200.516(a)? _____ Yes X No

IDENTIFICATION OF MAJOR PROGRAMS:

FEDERAL ASSISTANCE

LISTING NUMBERS NAME OF FEDERAL PROGRAM OR CLUSTER

84.425 Education Stabilization Funds

10.553, 10.555, 10.559 Child Nutrition Cluster

Dollar threshold used to distinguish between Type A and Type B programs: \$750,000.00

Auditee qualified as low-risk auditee? X Yes _____ No

SECTION II - FINANCIAL STATEMENT FINDINGS

There were no findings related to the financial statements as required to be reported in accordance with the Uniform Guidance.

SECTION III - FEDERAL AWARD FINDINGS AND QUESTIONED COSTS

A. Significant Deficiencies in Internal Control

There were no findings relating to the major federal awards as required to be reported in accordance with Section 2 CFR-200.516 (a).

C. Compliance Findings

There were no findings relating to the major federal awards as required to be reported in accordance with Section 2 CFR-200.516 (a).



Nugent & Haeussler, P.C.

CERTIFIED PUBLIC ACCOUNTANTS
ESTABLISHED 1925

101 Bracken Road
Montgomery, New York 12549
Tel (845) 457-1100
Fax (845) 457-1160
e-mail: nh@nhcpas.com

INDEPENDENT AUDITOR'S REPORT

To the President and Members
of the Board of Education of the
Beacon City School District
Beacon, New York

Peter J. Bullis, CPA, FACFEI, DABFA
Christopher E. Melley, CPA
Gary C. Theodore, CPA
Julia R. Fraino, CPA
William T. Trainor, CPA
Mark M. Levy, CPA, CFP
Thomas R. Busse, Jr., CPA
Brent T. Napoleon, CPA
Jennifer L. Capicchioni, CPA
Patrick M. Bullis, CPA
Justin B. Wood, CPA
Richard P. Capicchioni, CPA

Norman M. Sassi, CPA
Walter J. Jung, CPA

Opinion

We have audited the accompanying financial statements of Beacon City School District's extraclassroom activity funds, which comprise the statement of assets, liabilities, and fund balance-cash basis as of June 30, 2023 and the related statement of receipts and disbursements-cash basis for the year then ended, and the related notes to the financial statements.

In our opinion, the financial statements referred to above present fairly, in all material respects, the assets, liabilities, and fund balance – cash basis of Beacon City School District's extraclassroom activity funds as of June 30, 2023, and its receipts and disbursements-cash basis for the year then ended, in accordance with the cash basis of accounting as described in Note 1.

Basis for Opinion

We conducted our audit in accordance with auditing standards generally accepted in the United States of America. Our responsibilities under those standards are further described in the Auditor's Responsibilities for the Audit of the Financial Statements section of our report. We are required to be independent of Beacon City School District's extraclassroom activity funds and to meet our other ethical responsibilities in accordance with the relevant ethical requirements relating to our audit. We believe that the audit evidence we have obtained is sufficient and appropriate to provide a basis for our audit opinion.

Basis of Accounting

We draw attention to Note 1 of the financial statements, which describes the basis of accounting. The financial statements are prepared on the cash basis of accounting, which is a basis of accounting other than accounting principles generally accepted in the United States of America. Our opinion is not modified with respect to that matter.

Responsibilities of Management for the Financial Statements

Management is responsible for the preparation and fair presentation of the financial statements in accordance with the cash basis of accounting described in Note 1; this includes determining that the cash basis of accounting is an acceptable basis for the preparation of the financial statements in the circumstances. Management is also responsible for the design, implementation, and maintenance of internal control relevant to the preparation and fair presentation of financial statements that are free from material misstatement, whether due to fraud or error.

Auditor's Responsibility for the Audit of the Financial Statements

Our objectives are to obtain reasonable assurance about whether the financial statements as a whole are free from material misstatement, whether due to fraud or error, and to issue an auditor's report that includes our opinion. Reasonable assurance is a high level of assurance but is not absolute assurance and therefore is not a guarantee that an audit conducted in accordance with generally accepted auditing standards will always detect a material misstatement when it exists. The risk of not detecting a material misstatement resulting from fraud is higher than for one resulting from error, as fraud may involve collusion, forgery, intentional omissions, misrepresentations, or the override of internal control. Misstatements are considered material if there is a substantial likelihood that, individually or in the aggregate, they would influence the judgment made by a reasonable user based on the financial statements.

In performing an audit in accordance with generally accepted auditing standards, we:

- Exercise professional judgment and maintain professional skepticism throughout the audit.
- Identify and assess the risks of material misstatement of the financial statements, whether due to fraud or error, and design and perform audit procedures responsive to those risks. Such procedures include examining, on a test basis, evidence regarding the amounts and disclosures in the financial statements.
- Obtain an understanding of internal control relevant to the audit in order to design audit procedures that are appropriate in the circumstances, but not for the purpose of expressing an opinion on the effectiveness of the Beacon City School District's Extraclassroom Activity Funds' internal control. Accordingly, no such opinion is expressed.
- Evaluate the appropriateness of accounting policies used and the reasonableness of significant accounting estimates made by management, as well as evaluate the overall presentation of the financial statements.
- Conclude whether, in our judgment, there are conditions or events, considered in the aggregate, that raise substantial doubt about the Beacon City School District's Extraclassroom Activity Funds' ability to continue as a going concern for a reasonable period of time.

We are required to communicate with those charged with governance regarding, among other matters, the planned scope and timing of the audit, significant audit findings, and certain internal control-related matters that we identified during the audit.

Mugent & Haussler, P.C.

Montgomery, New York
November 2, 2023

BEACON CITY SCHOOL DISTRICT
BEACON, NEW YORK
EXTRACLASSROOM ACTIVITY FUNDS
STATEMENT OF ASSETS, LIABILITIES AND FUND BALANCE - CASH BASIS
JUNE 30, 2023

ASSETS

Cash in Checking	\$ 176,704
------------------	------------

FUND BALANCE

Fund Balance, Beginning of Year	\$ 157,385
Excess of Receipts over Disbursements	<u>19,319</u>
Fund Balance, End of Year	<u>\$ 176,704</u>

See notes to financial statement.

BEACON CITY SCHOOL DISTRICT
BEACON, NEW YORK
EXTRACURRICULAR ACTIVITY FUNDS
SUMMARY OF RECEIPTS & DISBURSEMENTS - CASH BASIS
FOR THE YEAR ENDED JUNE 30, 2023

	CASH BALANCE JUNE 30, 2022	RECEIPTS	DISBURSEMENTS	CASH BALANCE JUNE 30, 2023
ADL Class	\$ 3,063	\$ 169	\$ 0	\$ 3,232
General Student Org.	257	4,355	1,505	3,107
Class of 2023	4,581	40,414	40,937	4,058
Class of 2024	1,170	22,523	14,531	9,162
Class of 2025	1,187	3,589	1,210	3,566
Class of 2026	5,744	927	4,553	2,118
BHS Band	41	0	0	41
BHS Drama	21,382	40,576	43,401	18,557
BHS Video Club	594	1,960	155	2,399
BHS Chorus	6,193	8,016	5,743	8,466
BHS Student Council	1,966	2,532	2,976	1,522
BHS Yearbook	4,276	5,906	3,862	6,320
Gay/Straight Alliance	550	0	0	550
BHS SADD	702	654	355	1,001
BHS National Honor Society	3,180	2,410	4,951	639
Rombout Band 6th Grade	2,226	360	440	2,146
Rombout Band 7th-8th Grade	9,523	11,256	14,383	6,396
Rombout Chorus	5,546	339	370	5,515
Rombout Drama Club	4,054	1,399	901	4,552
Rombout Student Council	6,716	1,597	283	8,030
Rombout Yearbook	14,234	7,179	3,501	17,912
Wrestling	10,660	1,787	6,284	6,163
Bowling	230	362	362	230
Varsity Cheerleading	1,382	26	0	1,408
Girls Basketball	2,123	3,087	600	4,610
Varsity Baseball	10,681	6,685	5,696	11,670
Girls Var. Soccer	2,866	-	316	2,550
Golf	951	1,901	1,938	914
Varsity Football	1,950	10,894	11,934	910
Softball	6,774	902	4,546	3,130
Swim Team	9,517	8,375	4,795	13,097
BHS Track	4,084	0	0	4,084
Boys Basketball	1,167	1,854	2,900	121
Varsity Volleyball	2,407	4,703	686	6,424
Boys Soccer	875	500	0	1,375
Girls Lacrosse	5	0	0	5
RMS Jr. Honor Society	745	445	0	1,190
Girl's Varsity Golf	1,111	9,956	8,741	2,326
Multi-Cultural Club	303	1,053	1,053	303
Environmental Club	2,286	1,279	142	3,423
Women of the World	83	0	0	83
Varsit Tennis	0	4,875	3,053	1,822
Manderson BSU	0	764	0	764
Dance/Step Club	0	524	0	524
Tri-M	0	738	449	289
	<u>\$ 157,385</u>	<u>\$ 216,871</u>	<u>\$ 197,552</u>	<u>\$ 176,704</u>

See notes to financial statement.

BEACON CITY SCHOOL DISTRICT
BEACON, NEW YORK
EXTRACLASSROOM ACTIVITY FUNDS
NOTES TO FINANCIAL STATEMENTS
JUNE 30, 2023

NOTE 1. SUMMARY OF SIGNIFICANT ACCOUNTING POLICIES.

- (a) The transactions of the Extraclassroom Activity Funds are considered part of the reporting entity of the Beacon City School District. We have included the Extraclassroom Activity Fund balances within the Miscellaneous Special Revenue Fund of the financial statements. The separate audit report of the Extraclassroom Activity Funds is required due to the fact that the transactions of this fund are controlled by student management.
- (b) The books and records of the Beacon City School District's Extraclassroom Activity Funds are maintained on the cash basis of accounting. Under this basis of accounting, revenues are recognized when cash is received and expenditures recognized when cash is disbursed.
- (c) The Extraclassroom Activity Funds are used to record the activity of all student-related activities within the District. These funds are under the control of an appointed central treasurer who maintains cash receipts and cash disbursement books. All receipts are collected by the student activity treasurer and disbursements must be approved by the student management.